



National Wool Declaration Test Data - Auction Data

Friday, 3 October, 2025



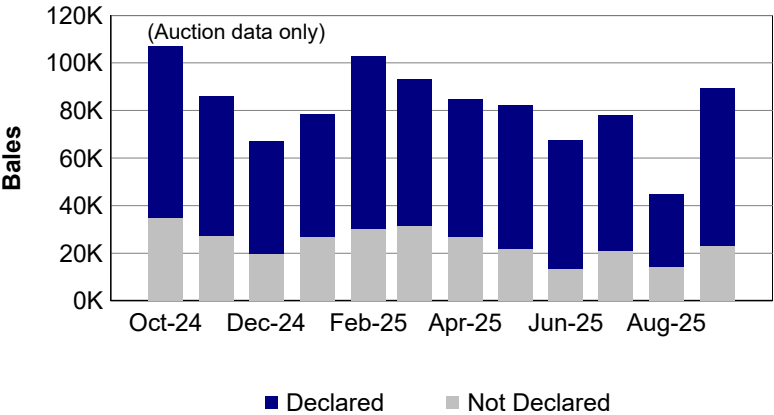
"**Auction**" statistics are supplied by AWEX and have been subject to the NWD-Integrity Program validation process (first-hand offered wool, P/D certificates only).

"**Tested**" statistics are supplied by AWTA, P/D certificate only.

Note that there may be a timing delay between when wool is tested (AWTA) & when wool is offered at auction (AWEX).

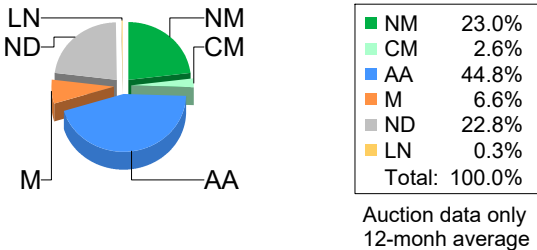
1. Current statistics by bales

	Tested		Auction	
September	113,124		112,520	
2024/25 Y.T.D.	1,398,343		1,260,096	



2. Mulesing status by bales

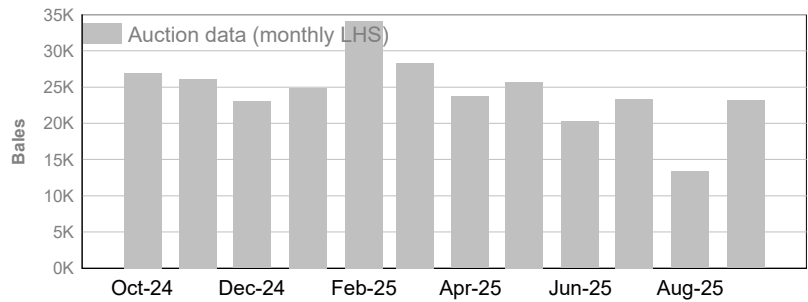
		Tested		Auction	
2024/25 Y.T.D.	NM	341,347	24.4%	287,440	22.8%
	CM	35,476	2.5%	32,307	2.6%
	AA	587,770	42.0%	562,623	44.6%
	M	94,730	6.8%	85,348	6.8%
	ND	339,020	24.2%	292,378	23.2%
Total		1,398,343	100%	1,260,096	100%



3. Mulesing status by month (bales)

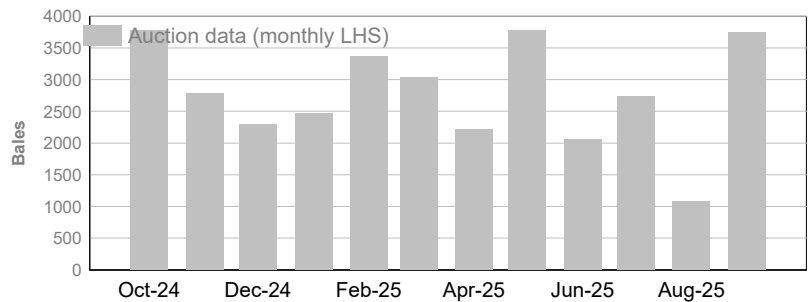
NM (Non Mulesed)

September	Tested	Auction
	26,686	23,119
2024/25 Y.T.D.	Tested	Auction
	341,347	287,440



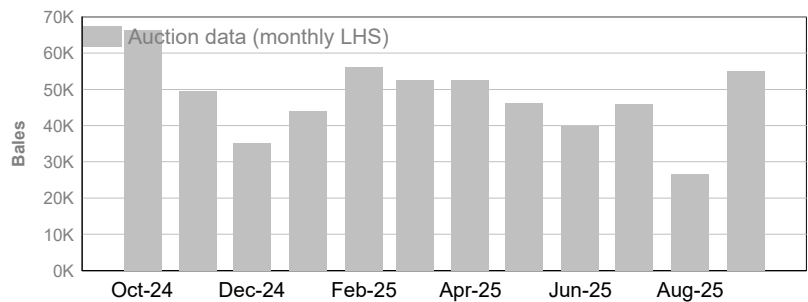
CM (Ceased Mulesed)

September	Tested	Auction
	3,809	3,739
2024/25 Y.T.D.	Tested	Auction
	35,476	32,307



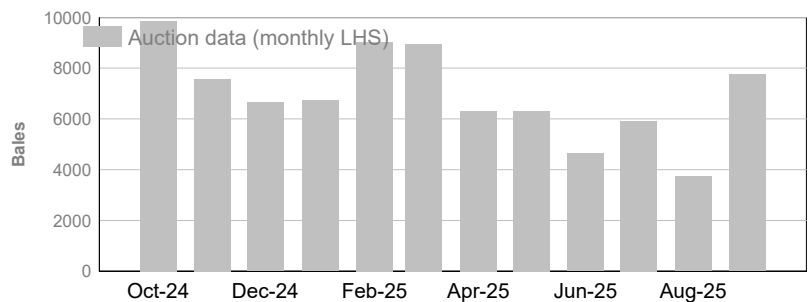
AA (Analgesic/Anaesthetic)

September	Tested	Auction
	52,795	54,920
2024/25 Y.T.D.	Tested	Auction
	587,770	562,623



M (Mulesed)

September	Tested	Auction
	7,656	7,757
2024/25 Y.T.D.	Tested	Auction
	94,730	85,348



ND (Not Declared)

September	Tested	Auction
	22,176	22,953
2024/25 Y.T.D.	Tested	Auction
	339,020	292,378

