



# National Wool Declaration Test Data - Auction Data

Monday, 4 August, 2025



"**Auction**" statistics are supplied by AWEX and have been subject to the NWD-Integrity Program validation process (first-hand offered wool, P/D certificates only).

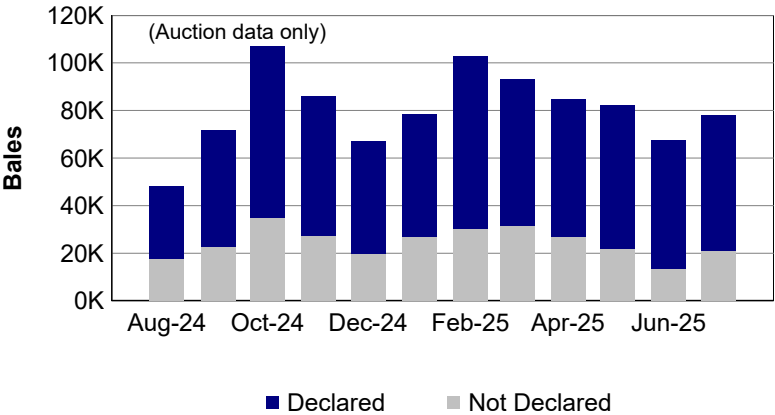
"**Tested**" statistics are supplied by AWTA, P/D certificate only.

Note that there may be a timing delay between when wool is tested (AWTA) & when wool is offered at auction (AWEX).

## 1. Current statistics by bales

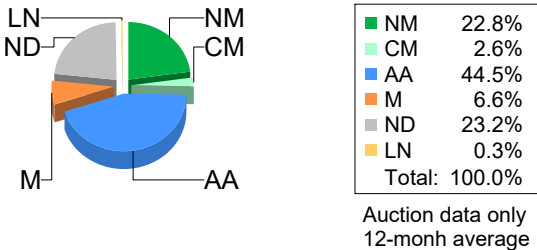
	Tested	Auction
July	79,535	98,899

	Tested	Auction
2024/25 Y.T.D.	1,398,343	1,260,096



## 2. Mulesing status by bales

		Tested		Auction	
2024/25 Y.T.D.	NM	341,347	24.4%	287,440	22.8%
	CM	35,476	2.5%	32,307	2.6%
	AA	587,770	42.0%	562,623	44.6%
	M	94,730	6.8%	85,348	6.8%
	ND	339,020	24.2%	292,378	23.2%
Total		1,398,343	100%	1,260,096	100%



Australian Wool Exchange Limited

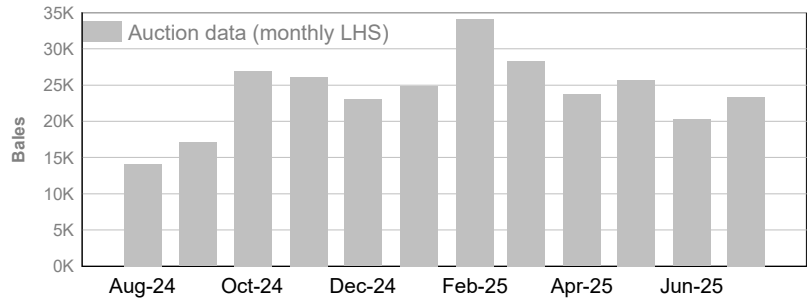
PO Box 651 North Ryde BC 2113 [www.awex.com.au](http://www.awex.com.au) t. (+61 2) 9428 6100  
Unit 12A, 2 Eden Park Drive Macquarie Park NSW 2113 abn. 35 061 495 565 f. (+61 2) 9428 6120

## 3. Mulesing status by month (bales)

### NM (Non Mulesed)

	Tested	Auction
July	21,708	23,338

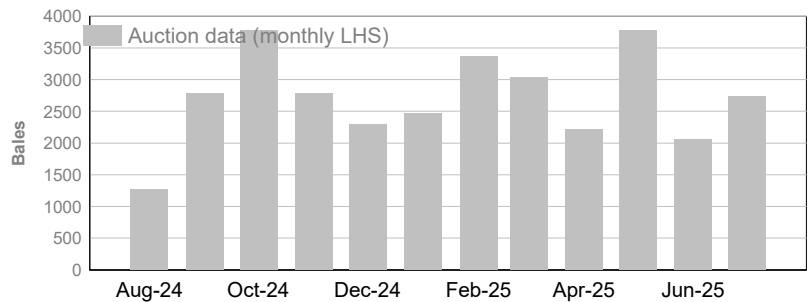
	Tested	Auction
2024/25 Y.T.D.	341,347	287,440



### CM (Ceased Mulesed)

	Tested	Auction
July	2,135	2,732

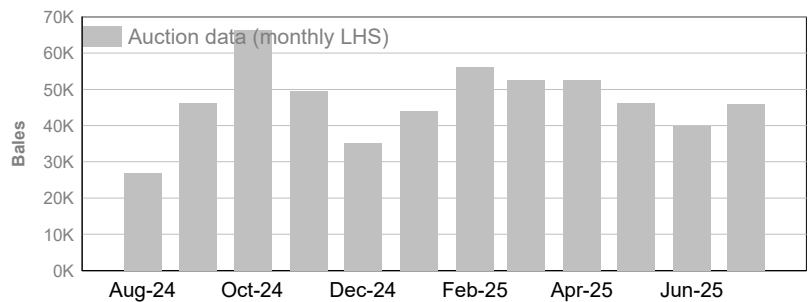
	Tested	Auction
2024/25 Y.T.D.	35,476	32,307



### AA (Analgesic/Anaesthetic)

	Tested	Auction
July	32,036	45,810

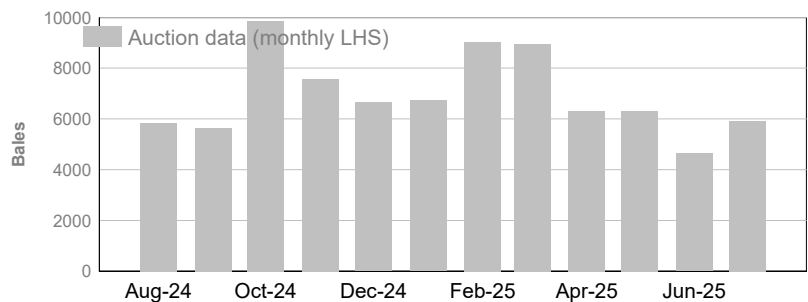
	Tested	Auction
2024/25 Y.T.D.	587,770	562,623



### M (Mulesed)

	Tested	Auction
July	6,309	5,914

	Tested	Auction
2024/25 Y.T.D.	94,730	85,348



### ND (Not Declared)

	Tested	Auction
July	17,267	20,740

	Tested	Auction
2024/25 Y.T.D.	339,020	292,378

