

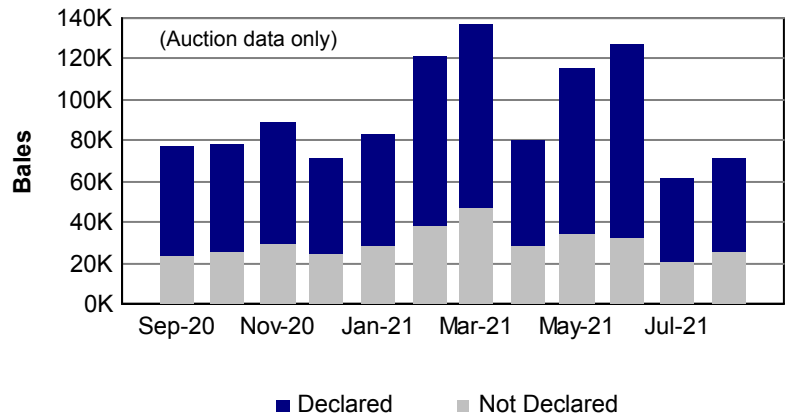
"**Auction**" statistics are supplied by AWEX and have been subject to the NWD-Integrity Program validation process (first-hand offered wool, P/D certificates only).

"**Tested**" statistics are supplied by AWTA, P/D certificate only.

Note that there may be a timing delay between when wool is tested (AWTA) & when wool is offered at auction (AWEX).

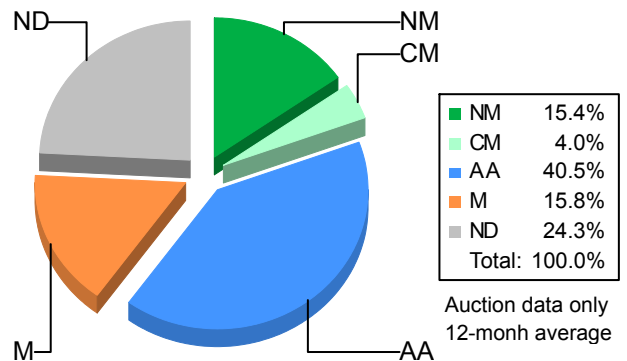
1. Current statistics by bales

	Tested	Auction
August 2021	119,597	96,693
2021/22 Y.T.D.	208,975	178,240



2. Mulesing status by bales

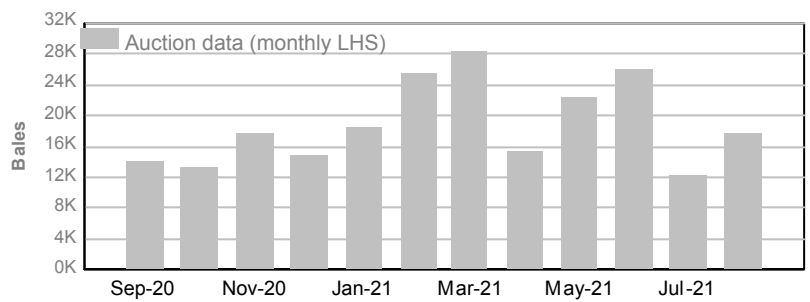
		Tested	Auction
2021/22 Y.T.D.	NM	35,866 17.2%	30,066 16.9%
	CM	6,979 3.3%	5,470 3.1%
	AA	79,253 37.9%	69,239 38.8%
	M	35,818 17.1%	27,735 15.6%
	ND	51,059 24.4%	45,730 25.7%
Total	208,975 100%	178,240 100%	



3. Mulesing status by month (bales)

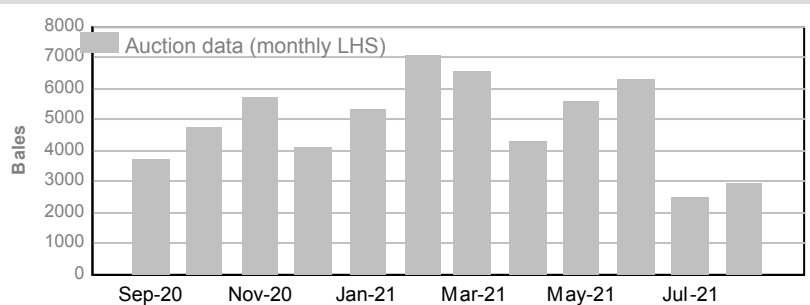
NM (Non Mulesed)

	Tested	Auction
August 2021	20,024	17,698
2021/22 Y.T.D.	35,866	30,066



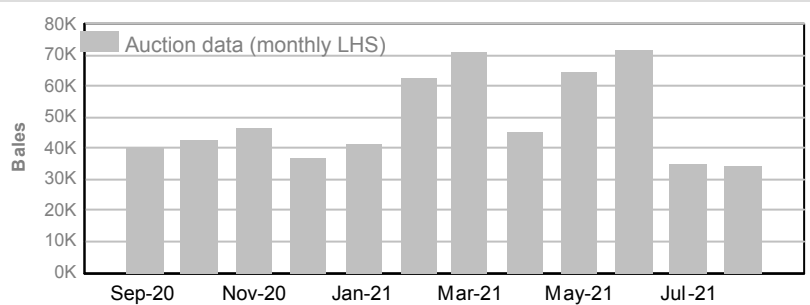
CM (Ceased Mulesed)

	Tested	Auction
August 2021	3,296	2,988
2021/22 Y.T.D.	6,979	5,470



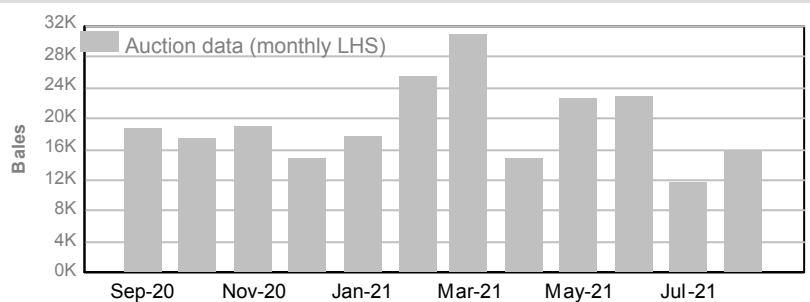
AA (Analgesic/Anaesthetic)

	Tested	Auction
August 2021	45,138	34,348
2021/22 Y.T.D.	79,253	69,239



M (Mulesed)

	Tested	Auction
August 2021	21,582	15,961
2021/22 Y.T.D.	35,818	27,735



ND (Not Declared)

	Tested	Auction
August 2021	29,557	25,698
2021/22 Y.T.D.	51,059	45,730

