

"**Auction**" statistics are supplied by AWEX and have been subject to the NWD-Integrity Program validation process (first-hand offered wool, P/D certificates only).

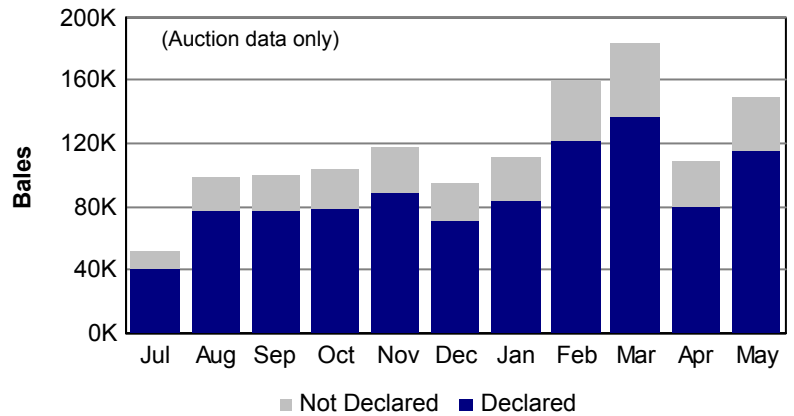
"**Tested**" statistics are supplied by AWTA, P/D certificate only.

Note that there may be a timing delay between when wool is tested (AWTA) & when wool is offered at auction (AWEX).

1. Current statistics by bales

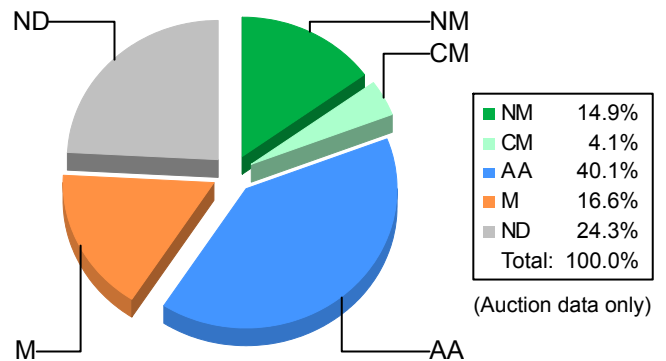
	Tested	Auction
May 2021	124,917	149,825

	Tested	Auction
2020/21 Y.T.D.	1,379,537	1,279,178



2. Mulesing status by bales

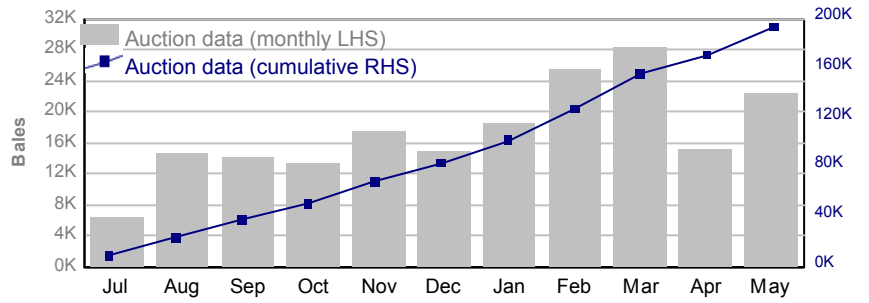
		Tested		Auction	
2020/21 Y.T.D.	NM	228,258	16.5%	190,973	14.9%
	CM	57,959	4.2%	52,850	4.1%
	AA	535,436	38.8%	513,177	40.1%
	M	237,683	17.2%	211,705	16.6%
	ND	320,201	23.2%	310,473	24.3%
Total		1,379,537	100%	1,279,178	100%



3. Mulesing status by month (bales)

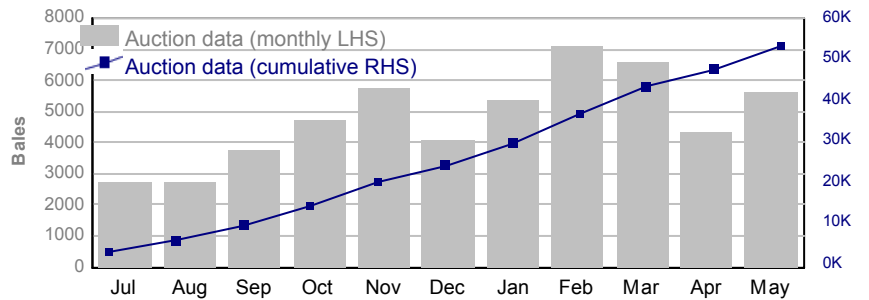
NM (Non Mulesed)

	Tested	Auction
May 2021	24,012	22,367
2020/21 Y.T.D.	228,258	190,973



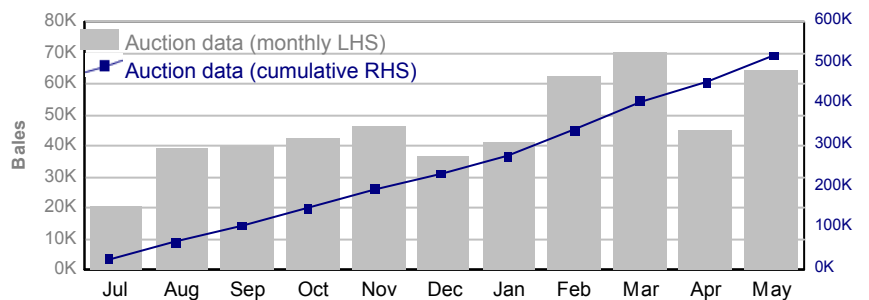
CM (Ceased Mulesed)

	Tested	Auction
May 2021	4,904	5,614
2020/21 Y.T.D.	57,959	52,850



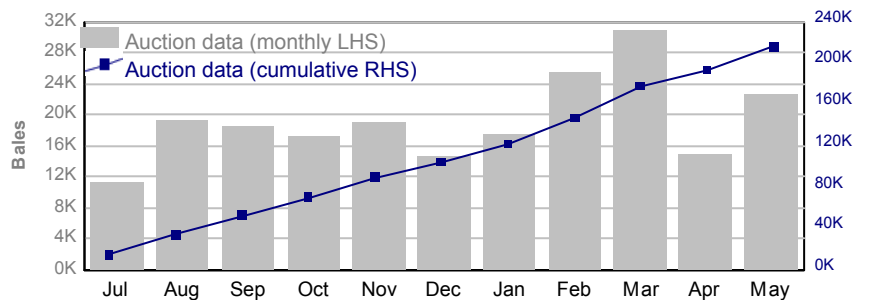
AA (Analgesic/Anaesthetic)

	Tested	Auction
May 2021	54,282	64,826
2020/21 Y.T.D.	535,436	513,177



M (Mulesed)

	Tested	Auction
May 2021	17,460	22,666
2020/21 Y.T.D.	237,683	211,705



ND (Not Declared)

	Tested	Auction
May 2021	24,259	34,352
2020/21 Y.T.D.	320,201	310,473

