



National Wool Declaration Test Data - Auction Data

Wednesday, 4 February, 2026



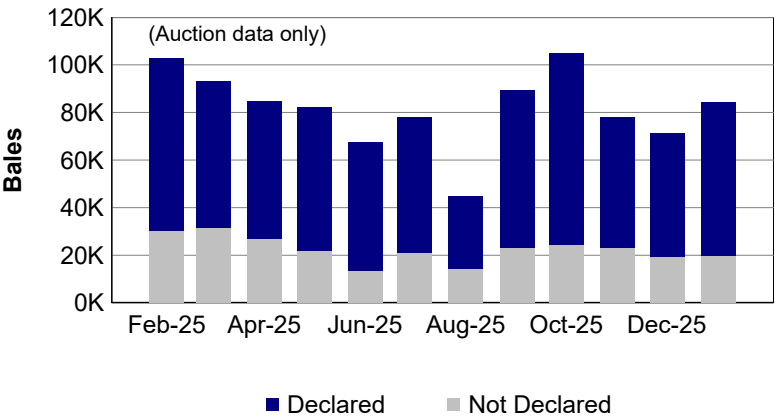
"Auction" statistics are supplied by AWEX and have been subject to the NWD-Integrity Program validation process (first-hand offered wool, P/D certificates only).

"Tested" statistics are supplied by AWTA, P/D certificate only.

Note that there may be a timing delay between when wool is tested (AWTA) & when wool is offered at auction (AWEX).

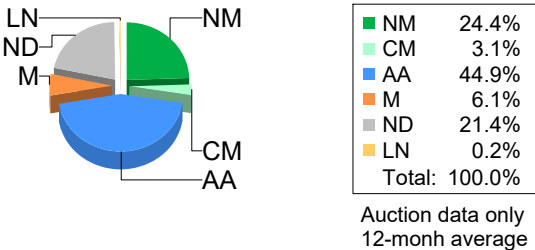
1. Current statistics by bales

	Tested		Auction	
January		90,418		103,988
2025/26 Y.T.D.		758,914		695,558



2. Mulesing status by bales

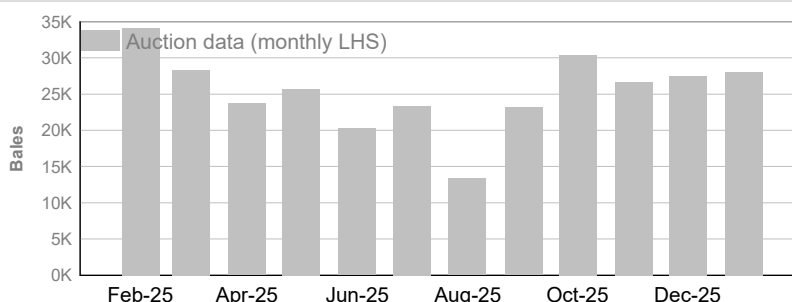
		Tested		Auction	
2025/26 Y.T.D.	NM	202,185	26.6%	172,405	24.8%
	CM	26,231	3.5%	23,910	3.4%
	AA	323,252	42.6%	313,904	45.1%
	M	46,304	6.1%	41,013	5.9%
	ND	160,942	21.2%	144,326	20.7%
Total		758,914	100%	695,558	100%



3. Mulesing status by month (bales)

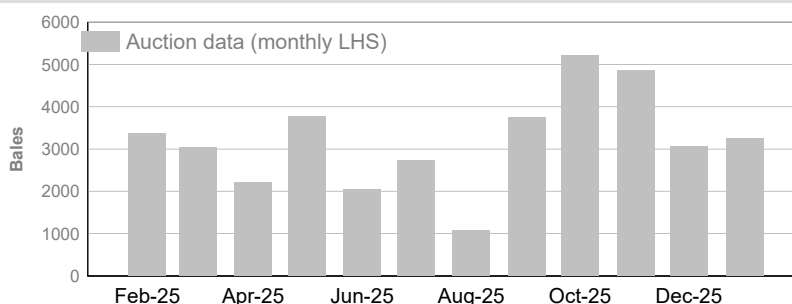
NM (Non Mulesed)

January	Tested	Auction
	28,165	28,059
2025/26 Y.T.D.	Tested	Auction
	202,185	172,405



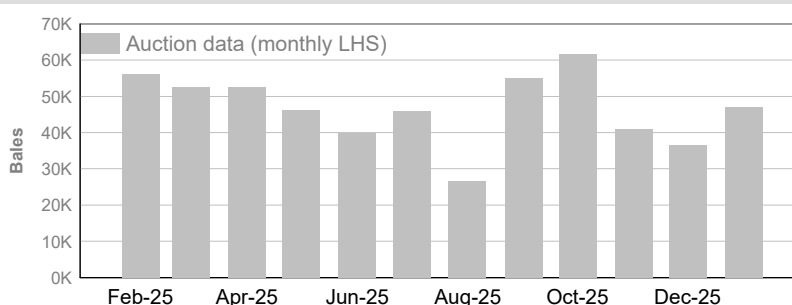
CM (Ceased Mulesed)

January	Tested	Auction
	3,327	3,249
2025/26 Y.T.D.	Tested	Auction
	26,231	23,910



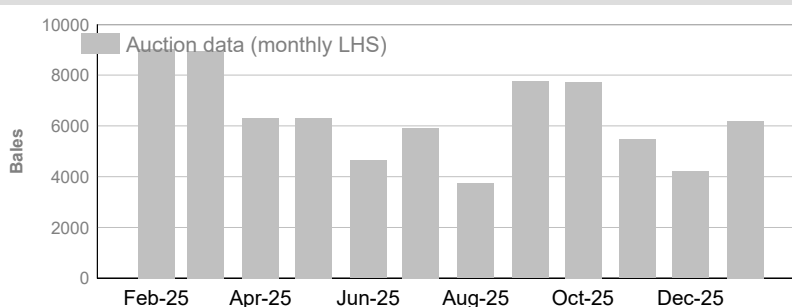
AA (Analgesic/Anaesthetic)

January	Tested	Auction
	36,792	46,958
2025/26 Y.T.D.	Tested	Auction
	323,252	313,904



M (Mulesed)

January	Tested	Auction
	5,705	6,190
2025/26 Y.T.D.	Tested	Auction
	46,304	41,013



ND (Not Declared)

January	Tested	Auction
	16,397	19,521
2025/26 Y.T.D.	Tested	Auction
	160,942	144,326

