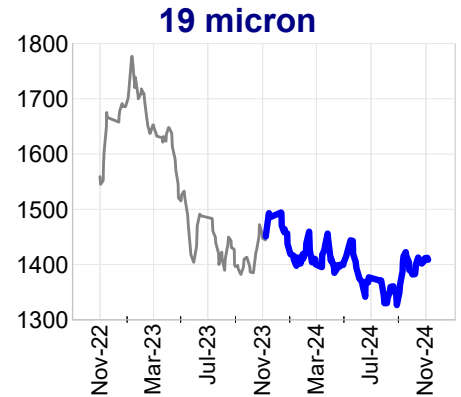
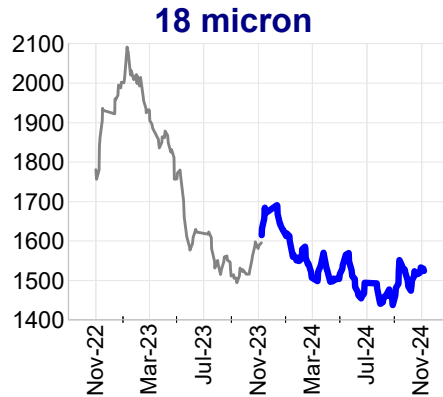
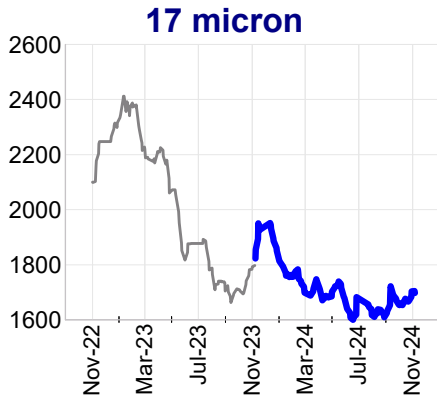


AWEX Superfine Indicators



2 year charts (North/South average). Blue line = last 12 months.

Regional Indicators (¢/kg clean)

North Sydney		South Melbourne		West Fremantle	
Ind.	1186 ▲ +1	Ind.	1113 ▼ -4	Ind.	1281 ▼ -1
16.5	1808 +2	16.5	1787 -3	16.5	
17	1702 +4	17	1693 -15	17	
17.5	1623 -10	17.5	1607 -5	17.5	1546 n -22
18	1522 -16	18	1526 -2	18	1476 n -17
18.5	1456 +8	18.5	1454 -1	18.5	1424 -20
19	1413 +2	19	1405 -7	19	1401 -15
19.5	1381 +7	19.5	1369 -10	19.5	1371 -14

Major Auction Buyers

	Bales	%
<15 mic.		
Endeavour Wool Exports	106	27.2%
Techwool Trading	69	17.7%
Sequoia Materials	48	12.3%
15-16.5		
Endeavour Wool Exports	576	25.2%
Techwool Trading	455	19.9%
Tianyu Wool	396	17.3%
16.6-18.5		
Techwool Trading	1,948	16.8%
Tianyu Wool	1,756	15.1%
Endeavour Wool Exports	1,736	14.9%

Offering Statistics (19.5 mic & finer)

	Offered bales	Sold bales	PI/NB bales	PI/NB %	Sold \$	AM %	VM% ≥1%	Average Price (GrSy)
NORTH-AU	5,823	5,437	386	6.6%	\$9,834,355	86.6%	59.9%	1,044
SOUTH-AU	10,933	10,157	776	7.1%	\$16,487,492	78.9%	55.4%	970
SOUTH-NZ	1,370	1,093	277	20.2%	\$2,390,885	79.4%	33.6%	1,399
WEST-AU	4,692	4,047	645	13.7%	\$6,371,962	83.3%	48.3%	840
MFLC-AU	14,311	12,900	1,411	9.9%	\$24,644,480	98.4%	40.3%	1,151
MSKT-AU	4,543	4,349	194	4.3%	\$5,764,171	73.0%	89.9%	770
NZ-ALL	1,370	1,093	277	20.2%	\$2,390,885	79.4%	33.6%	1,399
ODDS-AU	2,592	2,390	202	7.8%	\$2,283,194	6.5%	75.9%	554
Others	2	2	0	0.0%	\$1,963	100.0%	100.0%	650

AWEX Commentary

The Australian wool market has had an all too familiar series, minimal daily market fluctuations to finish with a small overall fall for the week. The national offering rose to 38,425 bales, this was 5,059 bales more than the previous week. In the merino fleece sector, price results were mixed across microns. The movements in the individual Merino Price Guides (MPGs) across the country ranged between plus 10 and minus 22 cents. The benchmark AWEX Eastern Market Indicator (EMI) added one cent on the first day before dropping three on the second, for a two-cent overall fall for the series, closing at 1,142 cents. The last 18 daily movements in the EMI have been less than 10 cents, 17 of these have been by 5 cents or less. The average daily movement of the EMI across these 18 selling days has been less 3 cents, taking both negative and positive movements into account. Of the 18 daily market movements, 10 have been positive and of these 10 EMI increases, 5 have been by just one cent. Over the past 12 months broader fleece types have performed better than their finer counterparts, so much so that some of the crossbred fleece MPGs are at higher points than a year ago. Comparisons are best made using the Southern MPGs. The 17.0-micron MPG is currently 1,693 cents compared to 1,855 cents at the corresponding sale of the previous season, a drop of 162 cents. 18.0 micron has fallen by 106 cents, 19.0 micron by 51 cents, 20.0 micron by 25 cents and 21.0 micron by just 14 cents. When we get into the crossbreds the news is more positive, despite the falls recorded in this series. The 26.0-micron MPG is 25 cents higher, the 28.0 is 45 cents higher, the 30.0 is 33 cents higher and the 32.0 is 10 cents higher. Next week there is expected to be 39,896 bales on offer nationally

Certified 1PP Lots Offered for Current Season

<u>Price</u> <u>(Greasy)</u>	<u>Price</u> <u>(Clean)</u>	<u>Sale</u>	<u>Brand</u>	<u>Qual Schemes</u>	<u>Mic.</u>	<u>VMB</u>	<u>Len.</u>	<u>Str.</u>	<u>AudType</u>	<u>1pp</u>	<u>Broker</u>	<u>Buyer</u>
5,100	6,675	S12	KASHMIR/YASS	SW AUTH	13.9	0.3	79	40	ASF1E.	1PP	NTRS	GSAS
3,290	4,234	S12	KASHMIR/YASS	AUTH SW	14.6	0.2	81	42	ASF1E.	1PP	NTRS	GSAS
Withdrawn	0	S12	KASHMIR/YASS	SW AUTH	15.2	0.1	83	43	ASF1E.	1PP	NTRS	
Withdrawn	0	S21	GIRI/NEW ENGLAN		15.0	0.1	79	48	ASF1E.	1PP	AWNS	

Top Australian Auction Prices for Sale Week (Sold Only, excludes Charity/Good Cause lots)

<u>Price</u> <u>(Greasy)</u>	<u>Price</u> <u>(Clean)</u>	<u>Sale</u>	<u>Brand</u>	<u>Qual Schemes</u>	<u>Mic.</u>	<u>VMB</u>	<u>Len.</u>	<u>Str.</u>	<u>AudType</u>	<u>1pp</u>	<u>Broker</u>	<u>Buyer</u>
17,500	22,996	M23	BANGOR	AUTH RWS	13.2	0.7	79	33	ASF4S.		WOOL	DYNN
13,300	17,318	S23	SCRUBBY GULLY	RWS AUTH	13.2	0.3	68	47	ASWF3E.		ELDS	MAFM
9,150	11,776	S23	SCRUBBY GULLY	AUTH RWS	13.4	0.2	68	46	ASWF3E.		ELDS	MAFM
8,400	10,980	M23	GLEN STUART/D	RWS AUTH	13.5	0.1	67	46	ASF3E.		ELDM	DYNN
8,200	10,761	S23	SCRUBBY GULLY	RWS AUTH	13.5	0.1	72	47	ASWF3E.		ELDS	MAFM
6,800	8,808	S23	SCRUBBY GULLY	AUTH RWS	13.8	0.3	77	44	ASWF3E.		ELDS	MAFM
6,800	8,843	S23	SCRUBBY GULLY	RWS AUTH	13.8	0.3	70	49	ASWF3E.		ELDS	MAFM
6,000	7,663	M23	GLEN STUART/D	AUTH RWS	13.7	0.1	65	47	ASF3E.		ELDM	EWES
6,000	8,097	M23	BONNEYS PLAIN	RWS SW AUTH	13.6	0.7	80	37	ASF4S.		WOOL	MAFM
6,000	8,021	S23	SCRUBBY GULLY	AUTH RWS	13.5	0.1	66	36	ASWF4E.		ELDS	DYNN

Top Australian Auction Prices for Current Season (Sold Only, excludes Charity/Good Cause lots)

<u>Price</u> <u>(Greasy)</u>	<u>Price</u> <u>(Clean)</u>	<u>Sale</u>	<u>Brand</u>	<u>Qual Schemes</u>	<u>Mic.</u>	<u>VMB</u>	<u>Len.</u>	<u>Str.</u>	<u>AudType</u>	<u>1pp</u>	<u>Broker</u>	<u>Buyer</u>
20,500	27,081	S22	TAF (IN DIAMOND)	SW AUTH RWS	12.8	0.6	82	34	MWF4E.		NTRW	AMEM
20,000	26,385	S22	TAF (IN DIAMOND)	SW RWS AUTH	12.9	0.5	80	25	MWF4E.		NTRW	AMEM
19,000	25,503	M21	GLEN STUART	SW AUTH RWS	12.9	0.1	72	37	ASF3E.		WOOL	DYNN
17,500	22,996	M23	BANGOR	AUTH RWS	13.2	0.7	79	33	ASF4S.		WOOL	DYNN
17,116	22,000	M19	YG		12.8	0.2	80	39	MF3E.		WOOL	GSAS
14,315	19,799	S22	HILLCRESTON/BIG	AUTH	12.9	0.6	69	37	ASWF3E.		NTRR	GSAS
13,300	17,318	S23	SCRUBBY GULLY (RWS AUTH	13.2	0.3	68	47	ASWF3E.		ELDS	MAFM
12,700	17,093	S16	I/C/ACHILL/NEW EI	ASWG RWS AUTH	13.2	0.5	75	41	ASF4E.		AWNS	DYNN
10,800	14,362	S22	TAF (IN DIAMOND)	RWS SW AUTH	13.3	0.5	86	34	MWF4E.		NTRW	AMEM
9,150	11,776	S23	SCRUBBY GULLY (AUTH RWS	13.4	0.2	68	46	ASWF3E.		ELDS	MAFM

Finest Micron Sold for Current Season

<u>Price</u> <u>(Greasy)</u>	<u>Price</u> <u>(Clean)</u>	<u>Sale</u>	<u>Brand</u>	<u>Qual Schemes</u>	<u>Mic.</u>	<u>VMB</u>	<u>Len.</u>	<u>Str.</u>	<u>AudType</u>	<u>1pp</u>	<u>Broker</u>	<u>Buyer</u>
3,000	5,190	F11	SERENA PARK		12.1	2.5	76	17	ASF5S.		DYSF	DYNN
3,360	5,428	F09	SERENA PARK		12.2	1.7	82	23	ASF5S.		DYSF	AMEM
5,151	7,852	F11	SERENA PARK		12.4	1.3	83	27	MF5S.C1		DYSF	DYNN
4,000	5,822	F11	SERENA PARK		12.5	2.3	83	18	MF4S.C1		DYSF	DYNN
4,000	6,270	F11	SERENA PARK		12.6	1.7	77	22	ASF4S.		DYSF	DYNN
3,600	5,678	F09	SERENA PARK		12.6	1.7	75	25	ASF5S.		DYSF	AMEM
11,000	15,406	M23	SOMERTON PARK	RWS AUTH	12.7	0.7	70	30	MF5S.H1F2		NZMZC	AMEM
4,200	6,677	F11	SERENA PARK		12.7	2.1	81	26	MF5S.F1		DYSF	TIAM
1,650	2,519	F11	SERENA PARK		12.8	2.4	77	17	MF5S.H1C2		DYSF	AMEM
17,116	22,000	M19	YG		12.8	0.2	80	39	MF3E.		WOOL	GSAS

Superfine Point of Micron

ASF4/MF4, 70-100 mm, <2% VMB, P/D Cert, Sold, Excludes NZ.

----- Strength (nkt) -----

----- Diameter (micron) -----

	65	60	55	50	45	40	35	30	25	20	15
13.2							22996				
13.6							7526				
13.9									4731		
14.0								3829			
14.1							3275	3532			
14.2								3113	3592		
14.3								3770			
14.4						3465	3388				
14.5							3882	3125			
14.6						4124	3065		2626		
14.7							2929				
14.8							2817				
14.9							2474				
15.0					2398	2416			2308		
15.1						2477					
15.2				2558	2444	2656	2169	2014		2026	
15.3					2556	2385	2199	2302			
15.4						2139		1880			
15.5				2554			2255	2195	2099	1882	
15.6						2268	2081				
15.7					2120	2206		1872		1840	
15.8				2287	1905				1814		
15.9				2216		2019	1932	1911	1863		
16.0			2157	1892	1959	1889	1862	1891	1858		
16.1				2079		1875	1838	1762	1767	1761	
16.2				1885	1806	1838	1833				
16.3				1848	1835	1809	1803		1774		
16.4			1845		1822	1859	1794			1666	
16.5				1779	1774		1763	1759			
16.6					1874	1743	1773	1707			
16.7				1841	1750	1763	1767	1646			
16.8				1806	1757	1758			1644	1618	
16.9					1715		1680		1630	1630	
17.0			1766	1877	1757	1710	1682	1615	1635	1602	1609
17.1				1801	1825	1741	1622	1586	1622		1592
17.2			2016	1705	1669	1680	1589	1598	1564	1570	
17.3			1613	1712	1700	1636	1610	1600		1543	
17.4				1640	1675	1658	1620	1573		1531	1538
17.5	1716			1648	1592	1654	1579	1560	1559	1516	1487
17.6				1699	1604	1588	1569	1565	1522		
17.7				1541	1668	1561	1567		1508	1484	1499
17.8			1585		1743	1545		1521	1523	1479	
17.9		1629	1586	1620	1561	1488	1524	1480	1511	1461	1447
18.0				1590		1509	1496	1458		1450	1448
18.1				1523	1500	1521	1466	1476	1500		
18.2				1649	1488	1481	1476		1449		
18.3				1490	1487	1472	1463	1436	1433	1451	
18.4				1478	1467	1484	1440	1462			
18.5					1488	1452	1468				

Individual prices by micron

ASF4/MF4, 70-100 mm, <2% VMB, P/D Cert, Sold, Excludes NZ.

