

# AWEX Northern Region Early Market Report



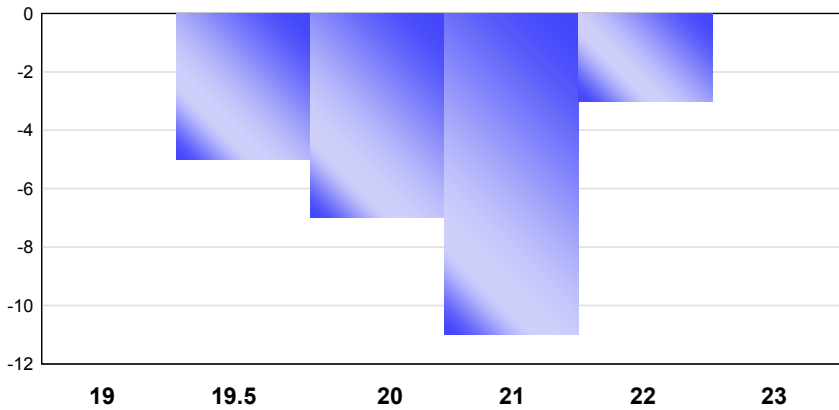
Thursday, 29 November, 2007 (11:00 am AEST)

Compared to November 28, 2007

**Sale ID** N22 / 07    **Interim Northern Indicator Movement** -3 c/Kg    **Passed In Rate** 13.6%

### Interim Quotes (Cents/kg - Schlum Dry)

|             | 19    | 19.5  | 20    | 21    | 22  | 23 |
|-------------|-------|-------|-------|-------|-----|----|
| MF4:        | 1,250 | 1,190 | 1,110 | 1,035 | 990 |    |
| MF5:        | 1,230 | 1,165 | 1,100 | 1,030 | 980 |    |
| MPG Change: | 0     | -5    | -7    | -11   | -3  |    |



### AWEX Market Comment

#### EARLY


**Merino Fleece:** Mixed results at today's Newcastle sale. Spinners are again well supported on an improved selection with better types up to 50 cents clean dearer on yesterday. Lower style and strength types at the finer edge remain unchanged, while 19.5-microns and broader have eased 10 cents clean in the opening hour.

**Merino Skirtings:** All descriptions unchanged on limited quantity to date (the beginning of room 2 saw fleece wool offered first).

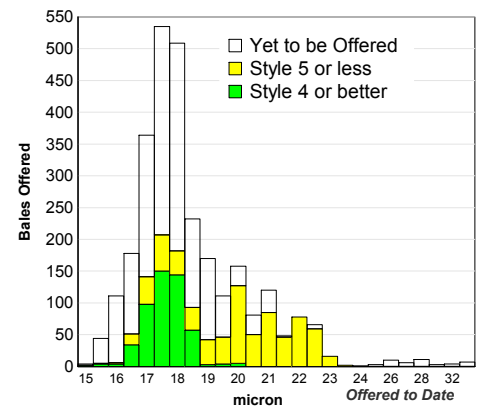
**Crossbreds:** Yet to commence selling.

**Oddments:** Insufficient to quote.

### Sale Progress (Room X Lots)



### Micron Style Profile (Adult Fleece)



### Offering Analysis (Bales)

|          | Offering | Offered | Passed In/NB | W'Drwn | Reoff |
|----------|----------|---------|--------------|--------|-------|
| NORTH-AU | 4,972    | 1,622   | 13.6%        | 2      | 4.2%  |
| AU-MFLC  | 3,325    | 1,354   | 14.9%        | 0      | 6.2%  |
| AU-MSKT  | 1,210    | 217     | 8.3%         | 0      | 0.0%  |
| AU-XBFS  | 71       | 0       | 0.0%         | 2      | 0.0%  |
| AU-ODDS  | 366      | 51      | 0.0%         | 0      | 0.0%  |
|          | 4,972    | 1,622   | 13.6%        | 2      | 4.2%  |

### Major Auction Buyers

| Buyer              | Total | %     | AU-Bales |
|--------------------|-------|-------|----------|
| G SCHNEIDER (AUST) | 311   | 22.2% | 311      |
| A.S. GEDGE (AUST)  | 288   | 20.5% | 288      |
| NEW ENGLAND WOOL   | 270   | 19.3% | 270      |
| TECHWOOL TRADING   | 115   | 8.2%  | 115      |
| ELDERS MERINO TOPI | 114   | 8.1%  | 114      |

### Sellers (Offered to Date)

|                   |
|-------------------|
| AUST WOOL NETWORK |
|-------------------|

### Source Stores (Bales)

|           | Stored | Offered to Date |
|-----------|--------|-----------------|
| Newcastle | 1,039  | 64.1%           |
| Brisbane  | 328    | 20.2%           |
| Goulburn  | 255    | 15.7%           |

### Other Regions Progress (Bales)

| Region     | Offering | Offered | Sold | PI/NB | WD  |
|------------|----------|---------|------|-------|-----|
| South(M22) | 13,476   | 45      | 45   | 0.0%  | 169 |
| West(F22)  | 7,165    | 0       | 0    | 0.0%  | 0   |