

"**Auction**" statistics are supplied by AWEX and have been subject to the NWD-Integrity Program validation process (first-hand offered wool, P/D certificates only).

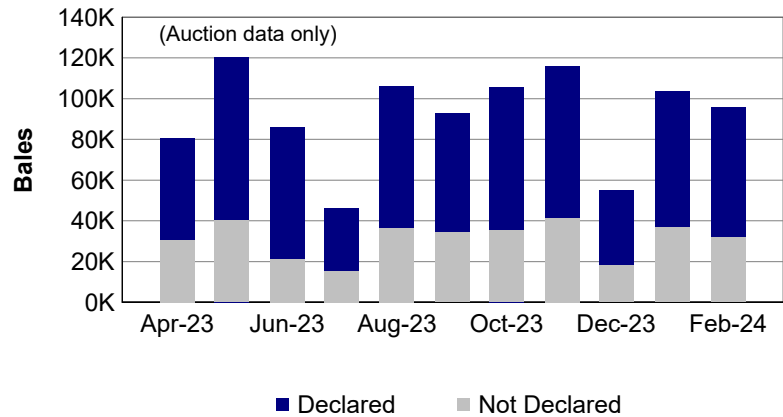
"**Tested**" statistics are supplied by AWTA, P/D certificate only.

Note that there may be a timing delay between when wool is tested (AWTA) & when wool is offered at auction (AWEX).

1. Current statistics by bales

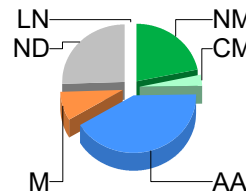
	Tested	Auction
February	112,474	127,352

	Tested	Auction
2023/24 Y.T.D.	1,015,096	969,758



2. Mulesing status by bales

		Tested		Auction	
2023/24 Y.T.D.	NM	239,012	23.5%	208,427	21.5%
	CM	31,762	3.1%	28,529	2.9%
	AA	401,371	39.5%	401,842	41.4%
	M	79,005	7.8%	81,001	8.4%
	ND	263,946	26.0%	249,959	25.8%
Total		1,015,096	100%	969,758	100%



NM	21.6%
CM	3.2%
AA	41.6%
M	8.2%
ND	25.4%
LN	0.1%
Total: 100.0%	

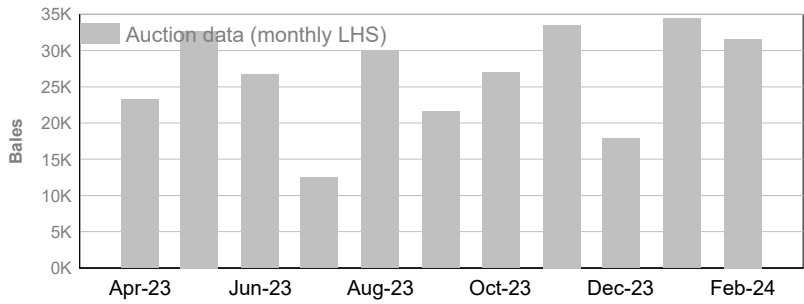
Auction data only
12-monh average

3. Mulesing status by month (bales)

NM (Non Mulesed)

	Tested	Auction
February	33,872	31,569

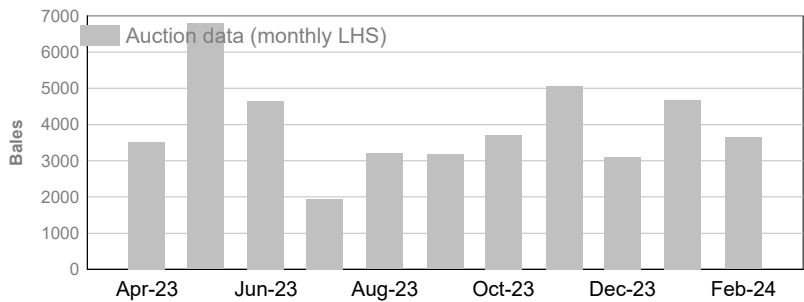
	Tested	Auction
2023/24 Y.T.D.	239,012	208,427



CM (Ceased Mulesed)

	Tested	Auction
February	2,641	3,643

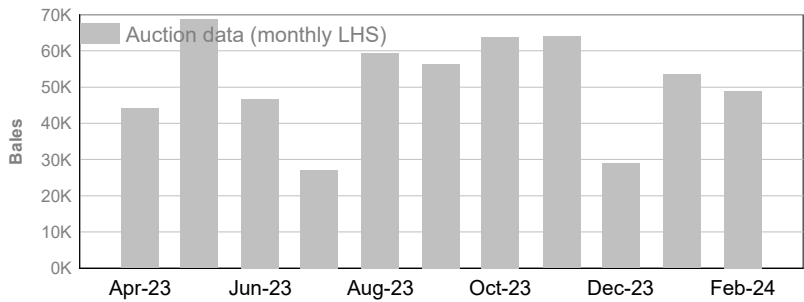
	Tested	Auction
2023/24 Y.T.D.	31,762	28,529



AA (Analgesic/Anaesthetic)

	Tested	Auction
February	41,974	48,996

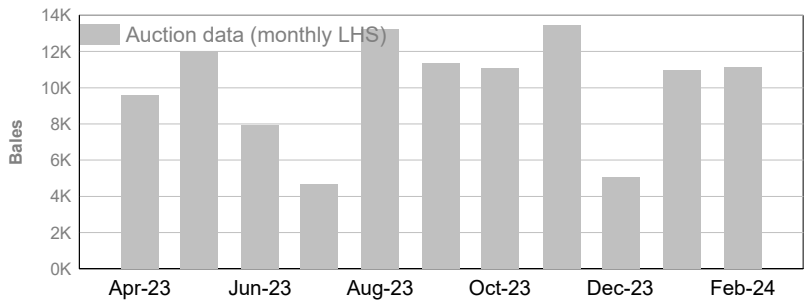
	Tested	Auction
2023/24 Y.T.D.	401,371	401,842



M (Mulesed)

	Tested	Auction
February	6,689	11,147

	Tested	Auction
2023/24 Y.T.D.	79,005	81,001



ND (Not Declared)

	Tested	Auction
February	27,009	31,814

	Tested	Auction
2023/24 Y.T.D.	263,946	249,959

