

"**Auction**" statistics are supplied by AWEX and have been subject to the NWD-Integrity Program validation process (first-hand offered wool, P/D certificates only).

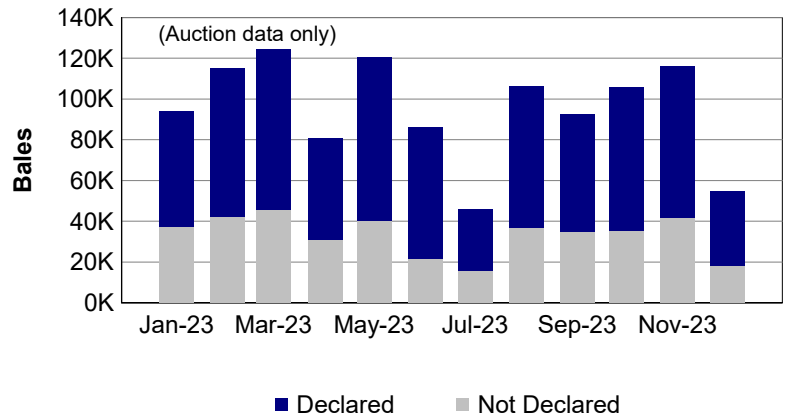
"**Tested**" statistics are supplied by AWTA, P/D certificate only.

Note that there may be a timing delay between when wool is tested (AWTA) & when wool is offered at auction (AWEX).

1. Current statistics by bales

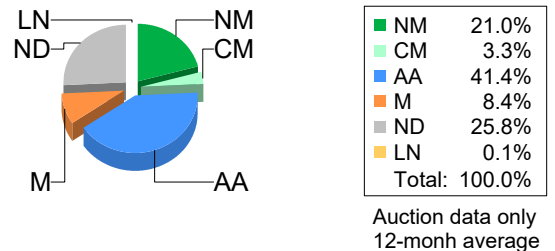
	Tested	Auction
December	112,234	73,016

	Tested	Auction
2023/24 Y.T.D.	774,610	702,197



2. Mulesing status by bales

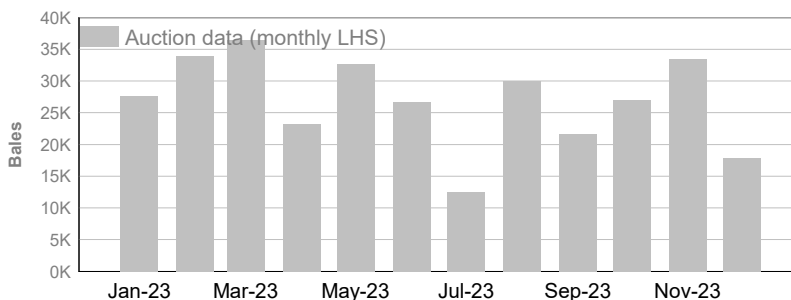
		Tested		Auction	
2023/24 Y.T.D.	NM	170,026	21.9%	142,402	20.3%
	CM	25,311	3.3%	20,207	2.9%
	AA	316,765	40.9%	299,320	42.6%
	M	61,251	7.9%	58,913	8.4%
	ND	201,257	26.0%	181,355	25.8%
Total		774,610	100%	702,197	100%



3. Mulesing status by month (bales)

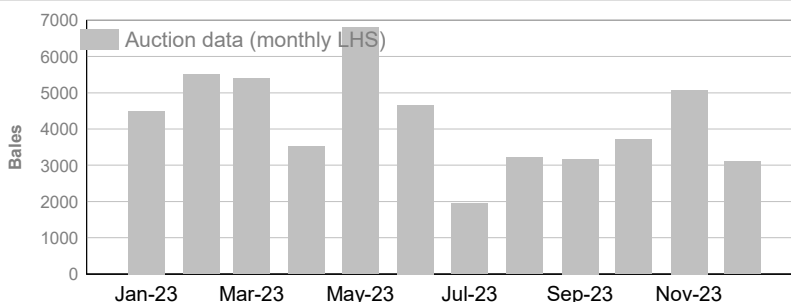
NM (Non Mulesed)

	Tested	Auction
December	29,142	17,817
2023/24 Y.T.D.	170,026	142,402



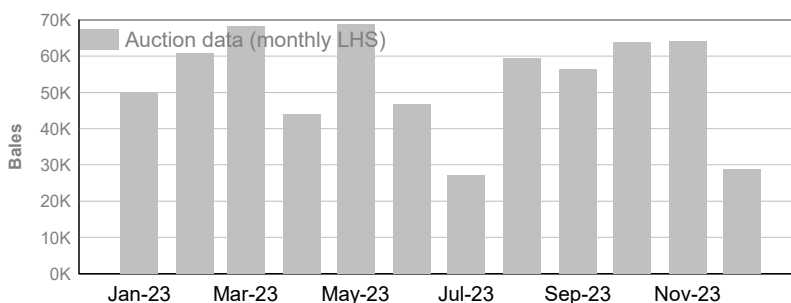
CM (Ceased Mulesed)

	Tested	Auction
December	4,330	3,098
2023/24 Y.T.D.	25,311	20,207



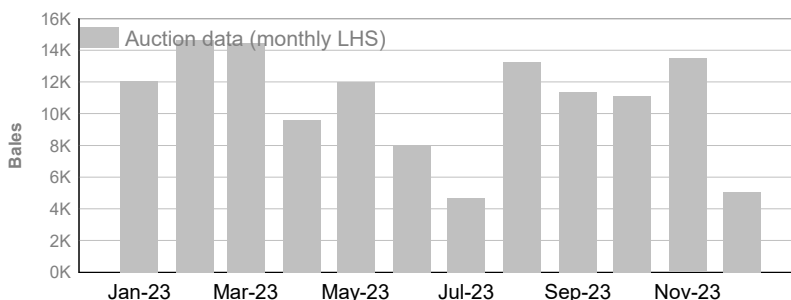
AA (Analgesic/Anaesthetic)

	Tested	Auction
December	40,459	28,855
2023/24 Y.T.D.	316,765	299,320



M (Mulesed)

	Tested	Auction
December	7,124	5,051
2023/24 Y.T.D.	61,251	58,913



ND (Not Declared)

	Tested	Auction
December	31,029	18,143
2023/24 Y.T.D.	201,257	181,355

