

"**Auction**" statistics are supplied by AWEX and have been subject to the NWD-Integrity Program validation process (first-hand offered wool, P/D certificates only).

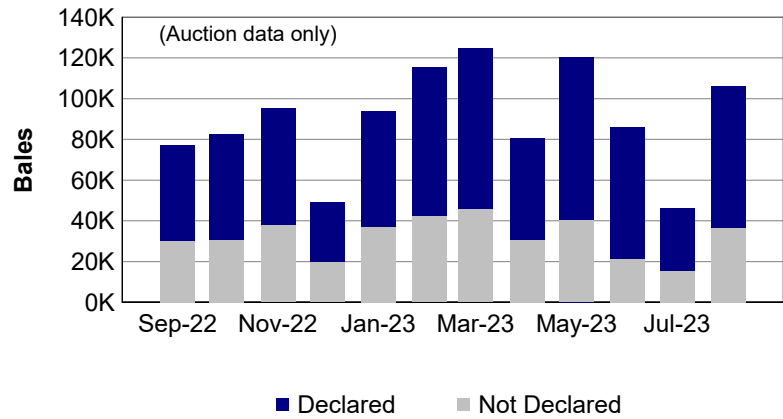
"**Tested**" statistics are supplied by AWTA, P/D certificate only.

Note that there may be a timing delay between when wool is tested (AWTA) & when wool is offered at auction (AWEX).

1. Current statistics by bales

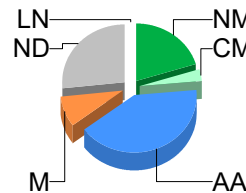
	Tested	Auction
August	137,376	142,741

	Tested	Auction
2023/24 Y.T.D.	210,878	204,125



2. Mulesing status by bales

		Tested		Auction	
2023/24 Y.T.D.	NM	45,926	21.8%	42,499	20.8%
	CM	5,506	2.6%	5,149	2.5%
	AA	85,907	40.7%	86,437	42.3%
	M	19,582	9.3%	17,915	8.8%
	ND	53,957	25.6%	52,125	25.5%
Total		210,878	100%	204,125	100%



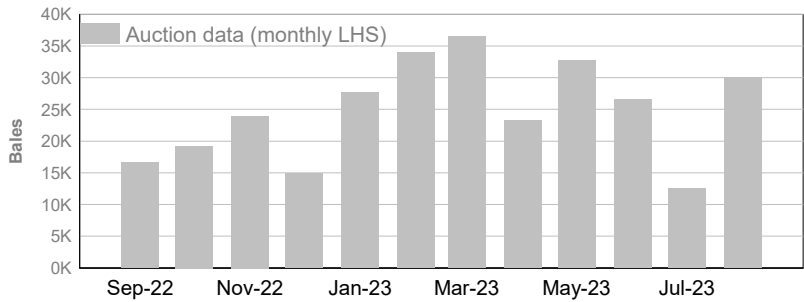
NM	20.3%
CM	3.2%
AA	41.1%
M	8.7%
ND	26.5%
LN	0.1%
Total: 100.0%	

Auction data only
12-monh average

3. Mulesing status by month (bales)

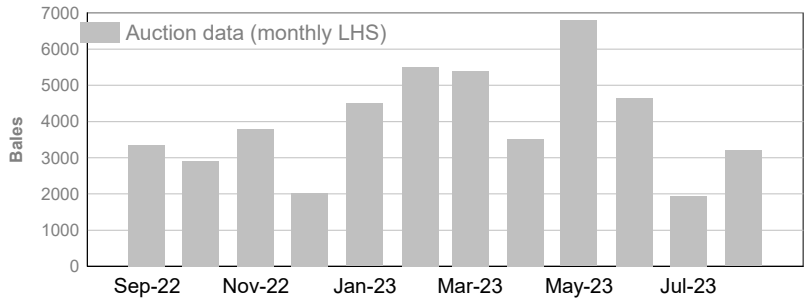
NM (Non Mulesed)

	Tested	Auction
August	27,210	30,030
2023/24 Y.T.D.	45,926	42,499



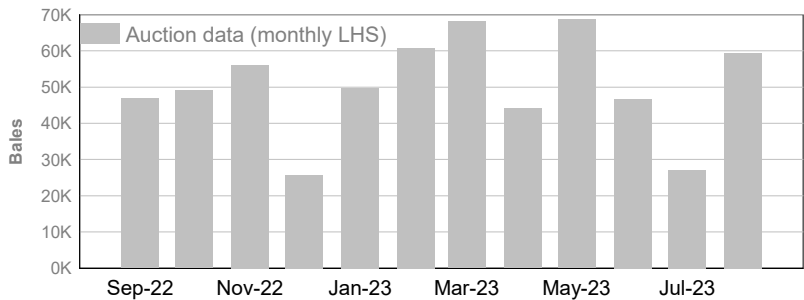
CM (Ceased Mulesed)

	Tested	Auction
August	3,277	3,202
2023/24 Y.T.D.	5,506	5,149



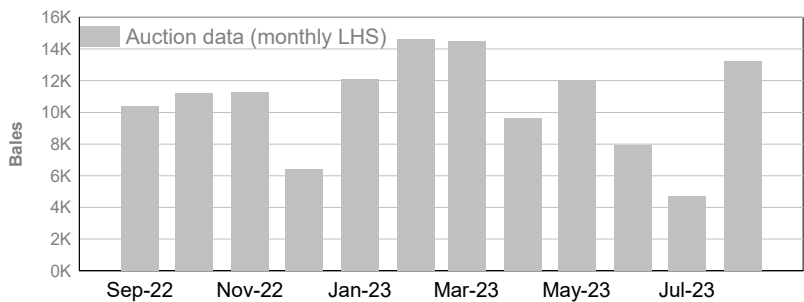
AA (Analgesic/Anaesthetic)

	Tested	Auction
August	58,182	59,432
2023/24 Y.T.D.	85,907	86,437



M (Mulesed)

	Tested	Auction
August	14,113	13,236
2023/24 Y.T.D.	19,582	17,915



ND (Not Declared)

	Tested	Auction
August	34,520	36,680
2023/24 Y.T.D.	53,957	52,125

