

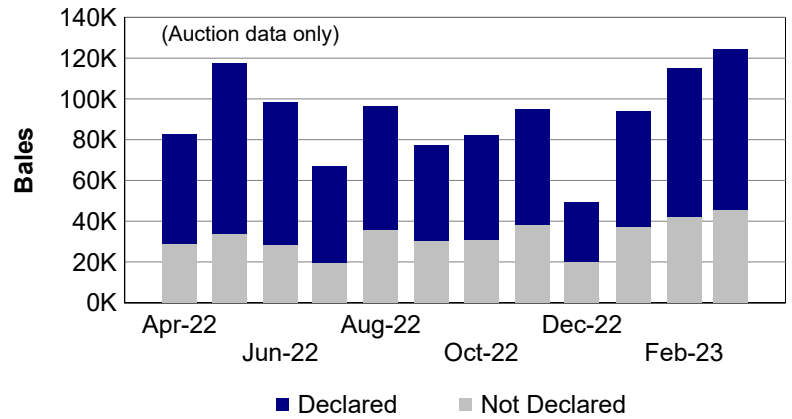
"**Auction**" statistics are supplied by AWEX and have been subject to the NWD-Integrity Program validation process (first-hand offered wool, P/D certificates only).

"**Tested**" statistics are supplied by AWTA, P/D certificate only.

Note that there may be a timing delay between when wool is tested (AWTA) & when wool is offered at auction (AWEX).

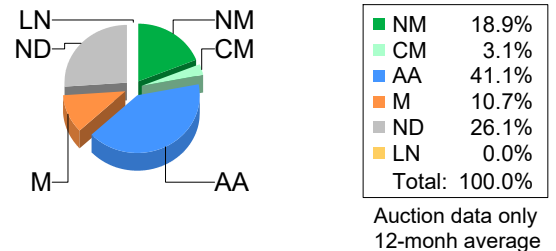
1. Current statistics by bales

	Tested	Auction
March 2023	193,769	170,163
2022/23 Y.T.D.	1,242,491	1,098,427



2. Mulesing status by bales

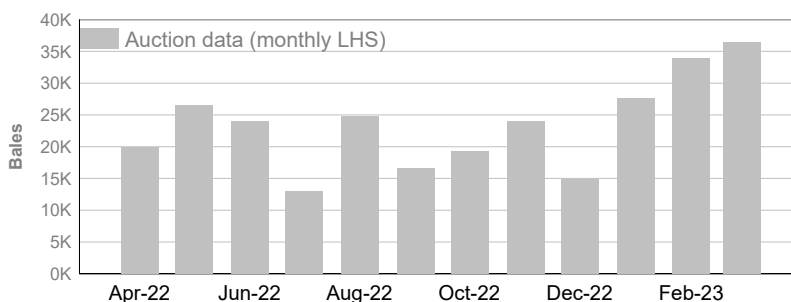
		Tested		Auction	
2022/23 Y.T.D.	NM	257,004	20.7%	210,660	19.2%
	CM	39,596	3.2%	32,944	3.0%
	AA	480,701	38.7%	449,789	40.9%
	M	116,679	9.4%	106,851	9.7%
	ND	348,511	28.0%	298,183	27.1%
Total		1,242,491	100%	1,098,427	100%



3. Mulesing status by month (bales)

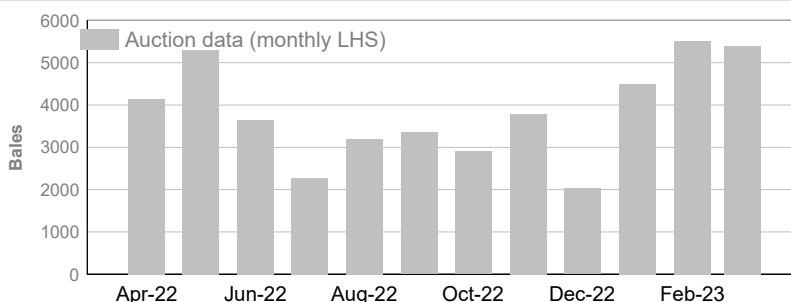
NM (Non Mulesed)

	Tested	Auction
March 2023	40,978	36,502
2022/23 Y.T.D.	257,004	210,660



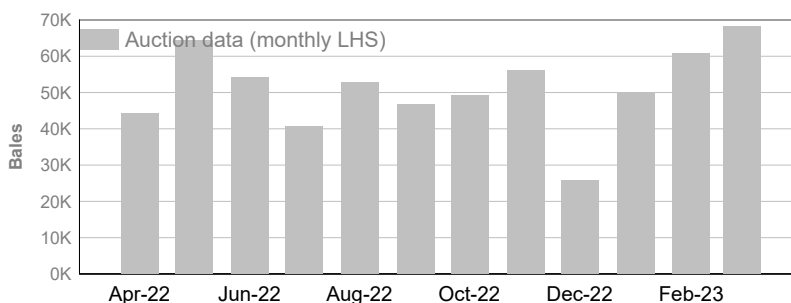
CM (Ceased Mulesed)

	Tested	Auction
March 2023	6,428	5,393
2022/23 Y.T.D.	39,596	32,944



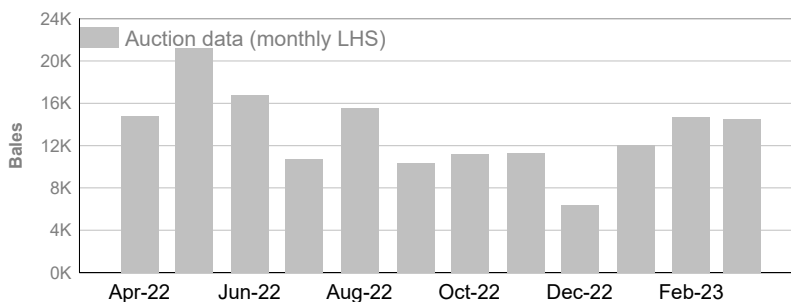
AA (Analgesic/Anaesthetic)

	Tested	Auction
March 2023	74,263	68,134
2022/23 Y.T.D.	480,701	449,789



M (Mulesed)

	Tested	Auction
March 2023	16,086	14,484
2022/23 Y.T.D.	116,679	106,851



ND (Not Declared)

	Tested	Auction
March 2023	55,453	45,515
2022/23 Y.T.D.	348,511	298,183

