

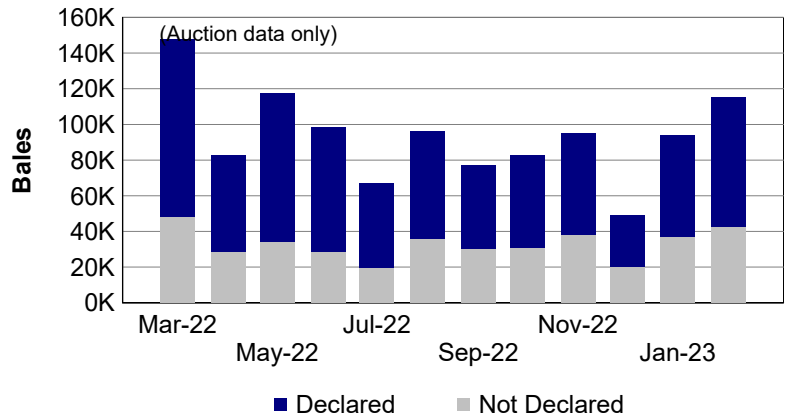
"**Auction**" statistics are supplied by AWEX and have been subject to the NWD-Integrity Program validation process (first-hand offered wool, P/D certificates only).

"**Tested**" statistics are supplied by AWTA, P/D certificate only.

Note that there may be a timing delay between when wool is tested (AWTA) & when wool is offered at auction (AWEX).

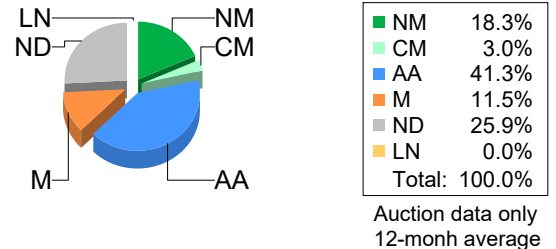
## 1. Current statistics by bales

	Tested	Auction
<b>February 2023</b>	133,532	157,389
<b>2022/23 Y.T.D.</b>	1,049,283	928,399



## 2. Mulesing status by bales

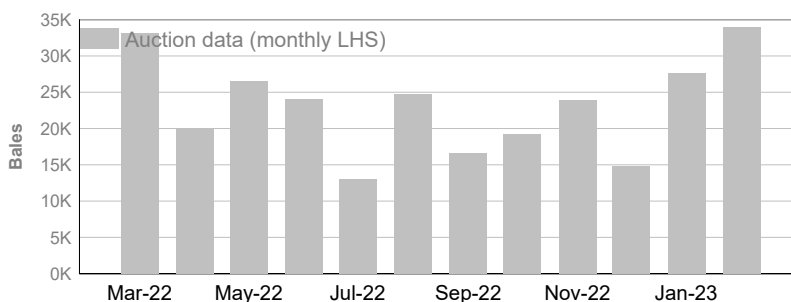
		Tested		Auction	
<b>2022/23 Y.T.D.</b>	<b>NM</b>	216,026	20.6%	174,158	18.8%
	<b>CM</b>	33,168	3.2%	27,551	3.0%
	<b>AA</b>	406,438	38.7%	381,655	41.1%
	<b>M</b>	100,593	9.6%	92,367	9.9%
	<b>ND</b>	293,058	27.9%	252,668	27.2%
<b>Total</b>	<b>1,049,283</b>	<b>100%</b>	<b>928,399</b>	<b>100%</b>	



## 3. Mulesing status by month (bales)

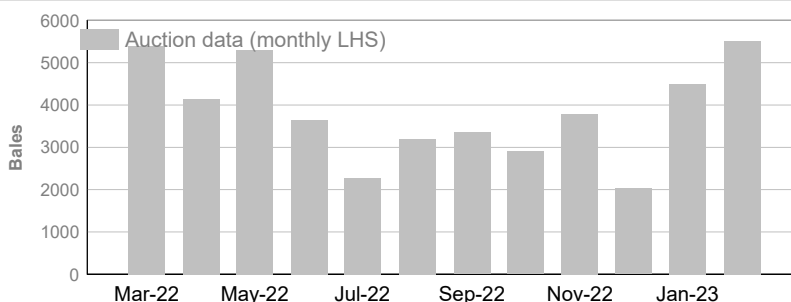
### NM (Non Mulesed)

	Tested	Auction
February 2023	36,996	33,966
2022/23 Y.T.D.	216,026	174,158



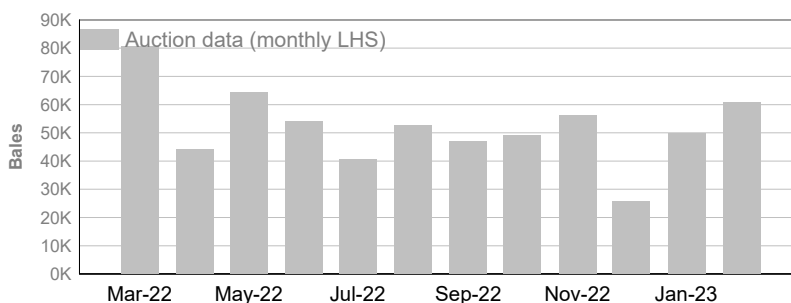
### CM (Ceased Mulesed)

	Tested	Auction
February 2023	4,507	5,511
2022/23 Y.T.D.	33,168	27,551



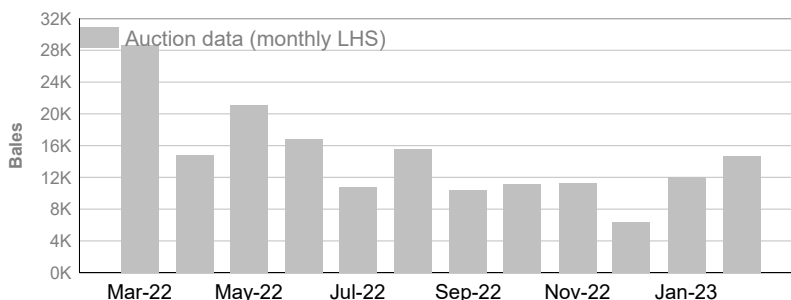
### AA (Analgesic/Anaesthetic)

	Tested	Auction
February 2023	46,725	60,809
2022/23 Y.T.D.	406,438	381,655



### M (Mulesed)

	Tested	Auction
February 2023	9,906	14,659
2022/23 Y.T.D.	100,593	92,367



### ND (Not Declared)

	Tested	Auction
February 2023	35,286	42,219
2022/23 Y.T.D.	293,058	252,668

