

"**Auction**" statistics are supplied by AWEX and have been subject to the NWD-Integrity Program validation process (first-hand offered wool, P/D certificates only).

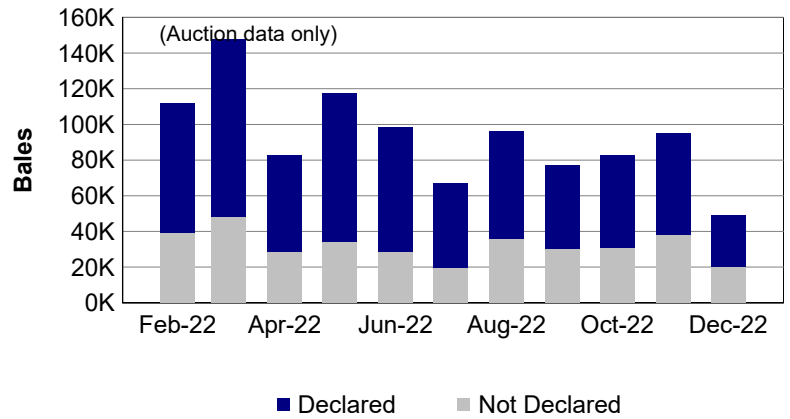
"**Tested**" statistics are supplied by AWTA, P/D certificate only.

Note that there may be a timing delay between when wool is tested (AWTA) & when wool is offered at auction (AWEX).

1. Current statistics by bales

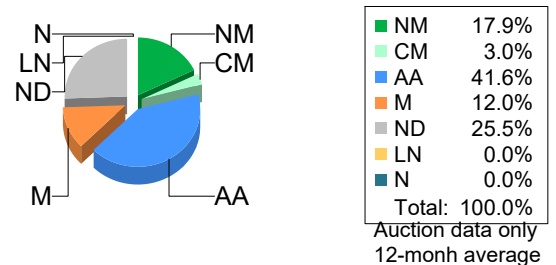
	Tested	Auction
December	123,304	68,775

	Tested	Auction
2022/23 Y.T.D.	779,393	640,422



2. Mulesing status by bales

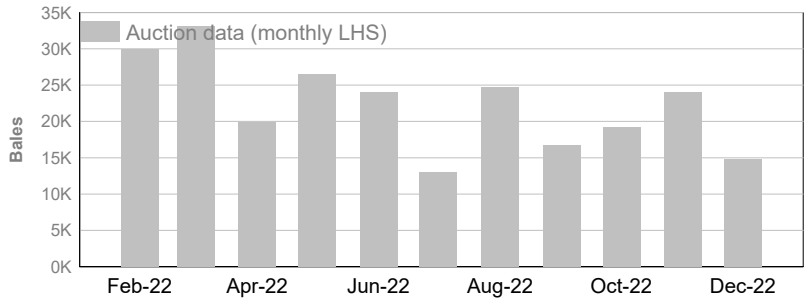
		Tested		Auction	
2022/23 Y.T.D.	NM	147,378	18.9%	112,555	17.6%
	CM	24,040	3.1%	17,544	2.7%
	AA	311,632	40.0%	271,113	42.3%
	M	78,040	10.0%	65,618	10.2%
	ND	218,303	28.0%	173,592	27.1%
Total		779,393	100%	640,422	100%



3. Mulesing status by month (bales)

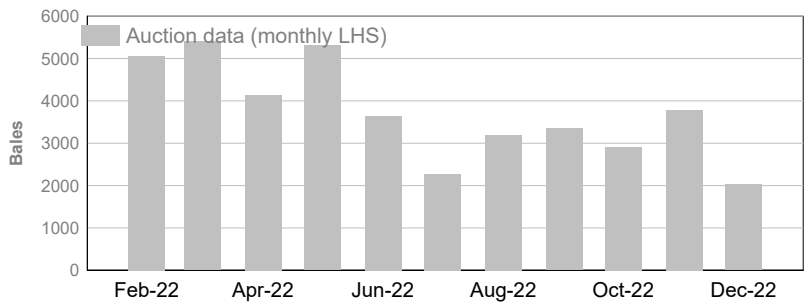
NM (Non Mulesed)

	Tested	Auction
December	28,928	14,840
2022/23 Y.T.D.	147,378	112,555



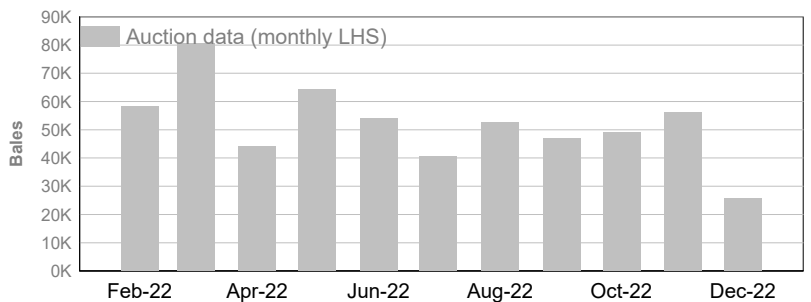
CM (Ceased Mulesed)

	Tested	Auction
December	4,715	2,029
2022/23 Y.T.D.	24,040	17,544



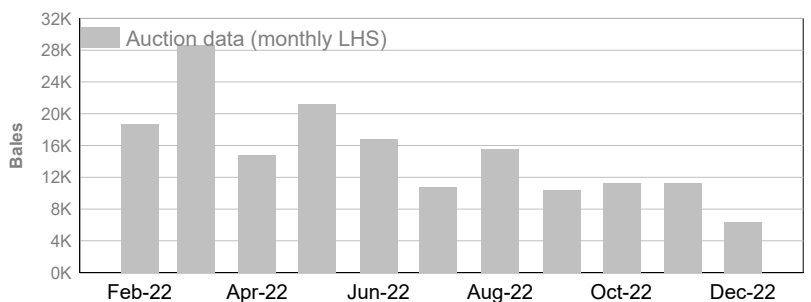
AA (Analgesic/Anaesthetic)

	Tested	Auction
December	43,022	25,803
2022/23 Y.T.D.	311,632	271,113



M (Mulesed)

	Tested	Auction
December	10,293	6,425
2022/23 Y.T.D.	78,040	65,618



ND (Not Declared)

	Tested	Auction
December	36,346	19,678
2022/23 Y.T.D.	218,303	173,592

