

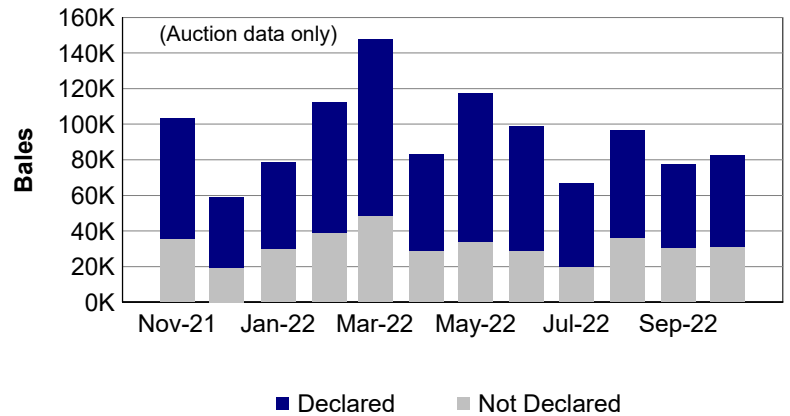
"**Auction**" statistics are supplied by AWEX and have been subject to the NWD-Integrity Program validation process (first-hand offered wool, P/D certificates only).

"**Tested**" statistics are supplied by AWTA, P/D certificate only.

Note that there may be a timing delay between when wool is tested (AWTA) & when wool is offered at auction (AWEX).

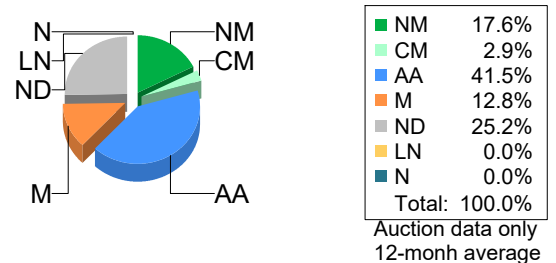
1. Current statistics by bales

	Tested	Auction
October 2022	148,841	113,140
2022/23 Y.T.D.	511,254	438,650



2. Mulesing status by bales

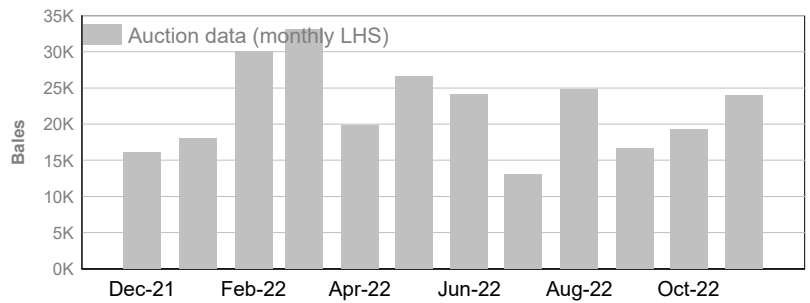
		Tested	Auction
2022/23 Y.T.D.	NM	90,642 17.7%	73,742 16.8%
	CM	14,431 2.8%	11,725 2.7%
	AA	210,858 41.2%	189,304 43.2%
	M	56,399 11.0%	47,880 10.9%
	ND	138,924 27.2%	115,999 26.4%
Total		511,254 100%	438,650 100%



3. Mulesing status by month (bales)

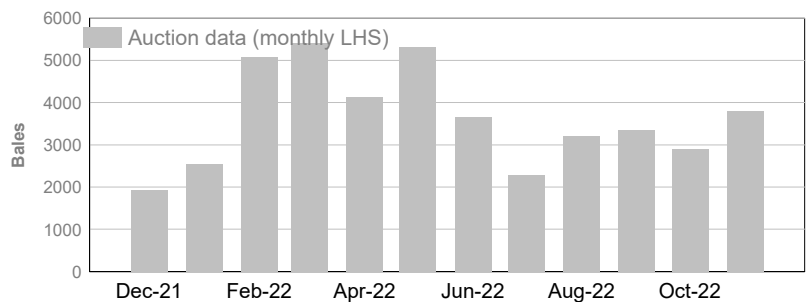
NM (Non Mulesed)

	Tested	Auction
October 2022	26,191	19,232
2022/23 Y.T.D.	90,642	73,742



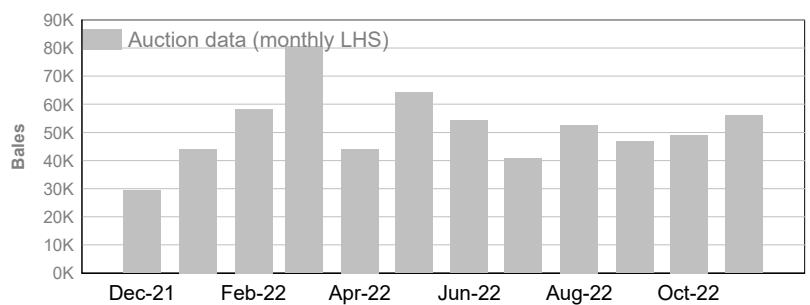
CM (Ceased Mulesed)

	Tested	Auction
October 2022	3,609	2,905
2022/23 Y.T.D.	14,431	11,725



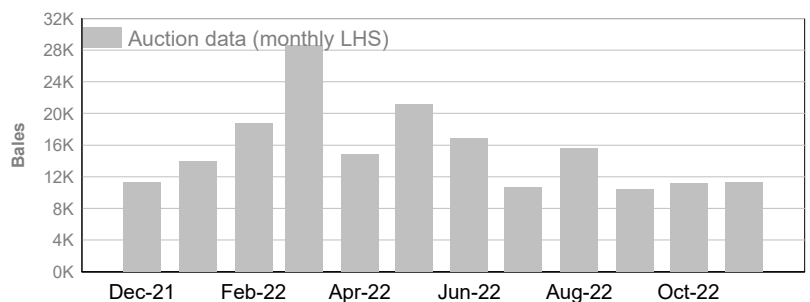
AA (Analgesic/Anaesthetic)

	Tested	Auction
October 2022	61,645	49,089
2022/23 Y.T.D.	210,858	189,304



M (Mulesed)

	Tested	Auction
October 2022	14,937	11,207
2022/23 Y.T.D.	56,399	47,880



ND (Not Declared)

	Tested	Auction
October 2022	42,215	30,673
2022/23 Y.T.D.	138,924	115,999

