

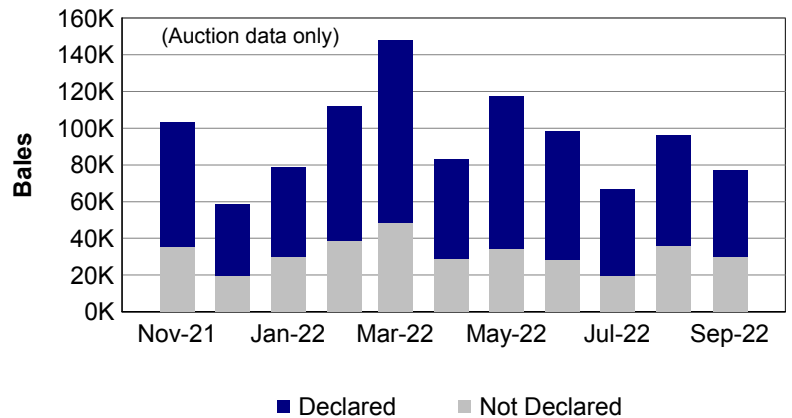
"**Auction**" statistics are supplied by AWEX and have been subject to the NWD-Integrity Program validation process (first-hand offered wool, P/D certificates only).

"**Tested**" statistics are supplied by AWTA, P/D certificate only.

Note that there may be a timing delay between when wool is tested (AWTA) & when wool is offered at auction (AWEX).

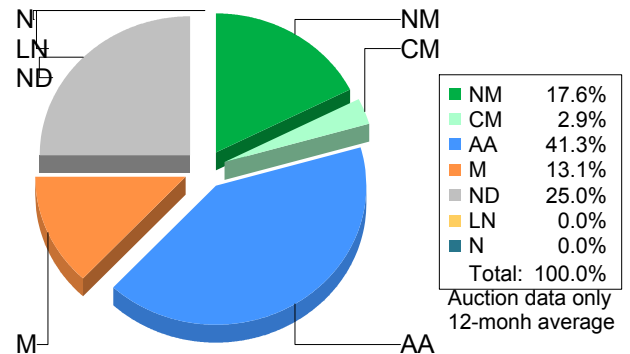
1. Current statistics by bales

	Tested	Auction
September 2022	130,811	107,276
2022/23 Y.T.D.	362,657	325,544



2. Mulesing status by bales

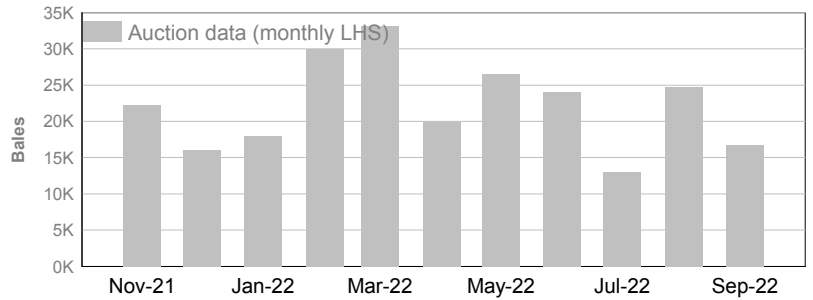
		Tested	Auction
2022/23 Y.T.D.	NM	64,451 17.8%	54,510 16.7%
	CM	10,822 3.0%	8,820 2.7%
	AA	149,213 41.1%	140,215 43.1%
	M	41,462 11.4%	36,673 11.3%
	ND	96,709 26.7%	85,326 26.2%
Total		362,657 100%	325,544 100%



3. Mulesing status by month (bales)

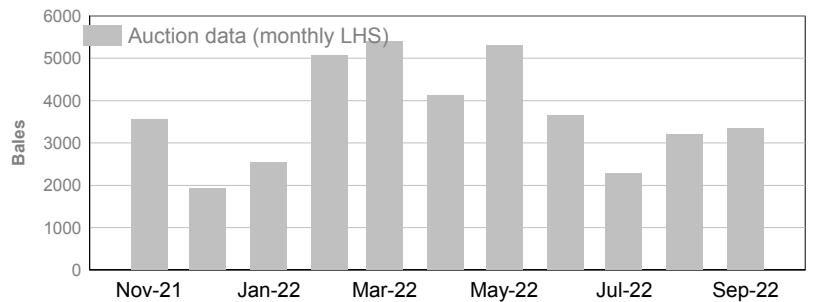
NM (Non Mulesed)

	Tested	Auction
September 2022	19,367	16,677
2022/23 Y.T.D.	64,451	54,510



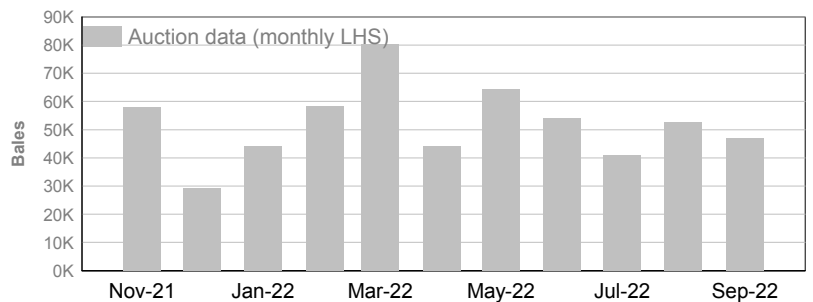
CM (Ceased Mulesed)

	Tested	Auction
September 2022	3,522	3,348
2022/23 Y.T.D.	10,822	8,820



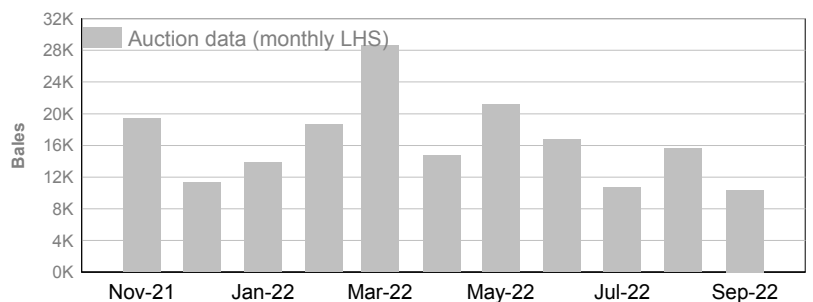
AA (Analgesic/Anaesthetic)

	Tested	Auction
September 2022	58,410	46,829
2022/23 Y.T.D.	149,213	140,215



M (Mulesed)

	Tested	Auction
September 2022	12,728	10,375
2022/23 Y.T.D.	41,462	36,673



ND (Not Declared)

	Tested	Auction
September 2022	36,686	30,041
2022/23 Y.T.D.	96,709	85,326

