

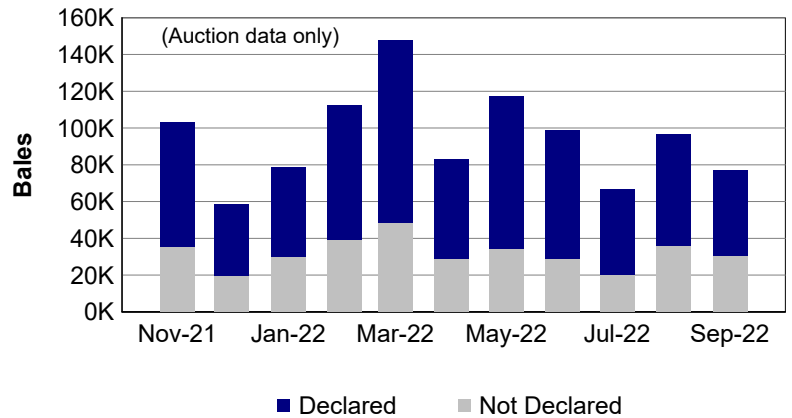
"**Auction**" statistics are supplied by AWEX and have been subject to the NWD-Integrity Program validation process (first-hand offered wool, P/D certificates only).

"**Tested**" statistics are supplied by AWTA, P/D certificate only.

Note that there may be a timing delay between when wool is tested (AWTA) & when wool is offered at auction (AWEX).

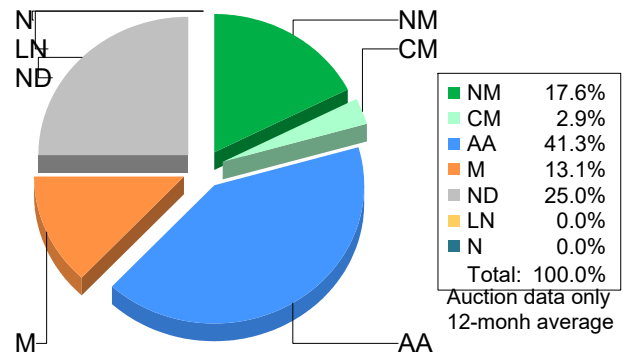
1. Current statistics by bales

	Tested	Auction
August 2022	132,499	131,966
2022/23 Y.T.D.	231,944	218,274



2. Mulesing status by bales

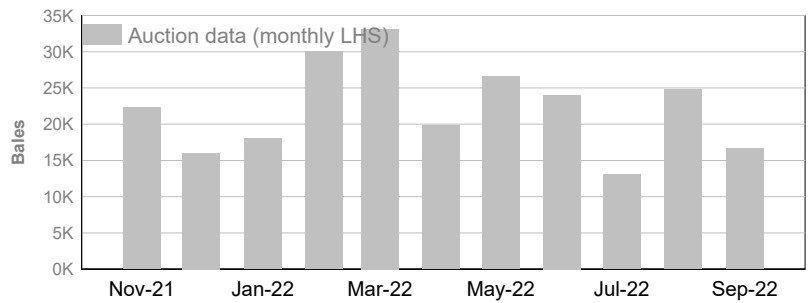
		Tested		Auction	
2022/23 Y.T.D.	NM	45,084	19.4%	37,833	17.3%
	CM	7,300	3.1%	5,472	2.5%
	AA	90,803	39.1%	93,386	42.8%
	M	28,734	12.4%	26,298	12.0%
	ND	60,023	25.9%	55,285	25.3%
Total	231,944	100%	218,274	100%	



3. Mulesing status by month (bales)

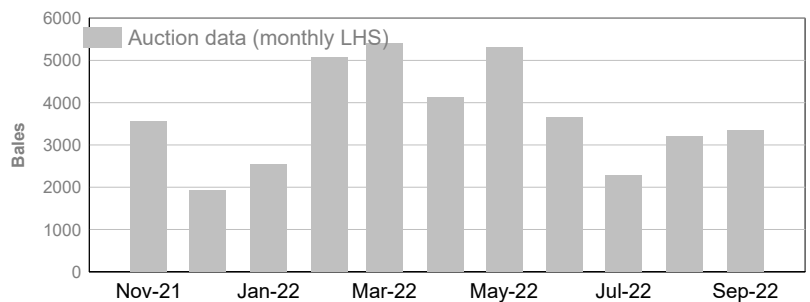
NM (Non Mulesed)

	Tested	Auction
August 2022	26,016	24,771
2022/23 Y.T.D.	45,084	37,833



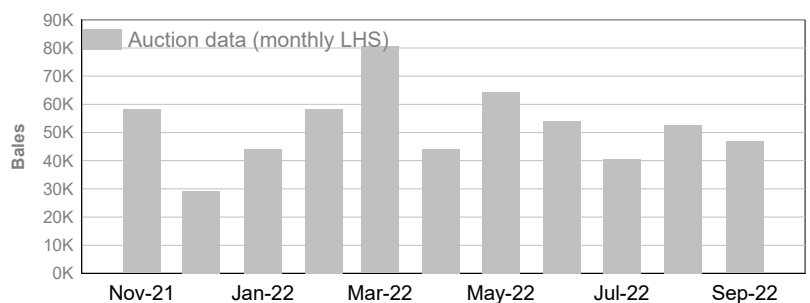
CM (Ceased Mulesed)

	Tested	Auction
August 2022	4,683	3,199
2022/23 Y.T.D.	7,300	5,472



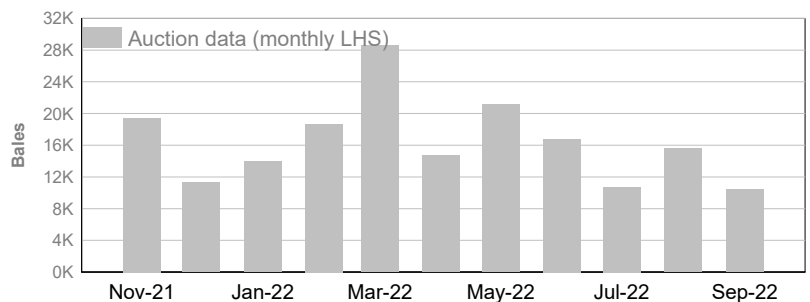
AA (Analgesic/Anaesthetic)

	Tested	Auction
August 2022	51,080	52,662
2022/23 Y.T.D.	90,803	93,386



M (Mulesed)

	Tested	Auction
August 2022	14,727	15,578
2022/23 Y.T.D.	28,734	26,298



ND (Not Declared)

	Tested	Auction
August 2022	35,938	35,701
2022/23 Y.T.D.	60,023	55,285

