

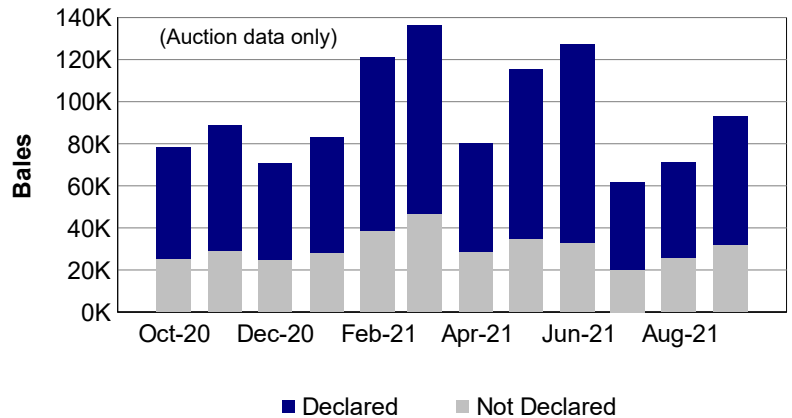
"**Auction**" statistics are supplied by AWEX and have been subject to the NWD-Integrity Program validation process (first-hand offered wool, P/D certificates only).

"**Tested**" statistics are supplied by AWTA, P/D certificate only.

Note that there may be a timing delay between when wool is tested (AWTA) & when wool is offered at auction (AWEX).

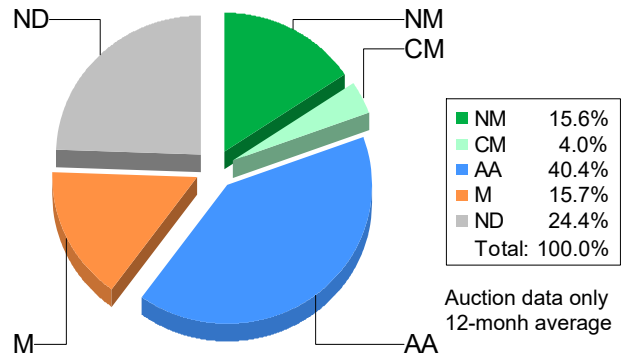
## 1. Current statistics by bales

	Tested	Auction
September 2021	153,963	124,937
2021/22 Y.T.D.	362,938	303,177



## 2. Mulesing status by bales

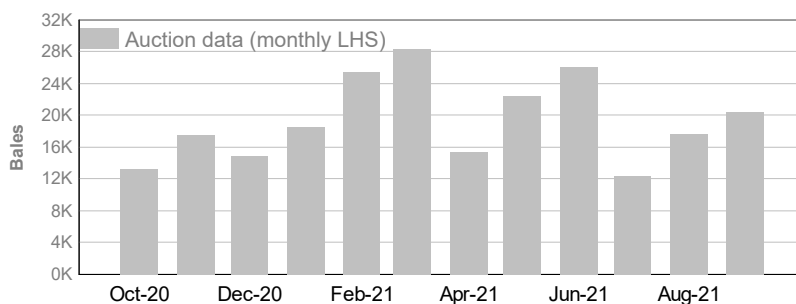
		Tested	Auction
2021/22 Y.T.D.	NM	58,944 16.2%	50,413 16.6%
	CM	11,827 3.3%	9,324 3.1%
	AA	142,320 39.2%	117,889 38.9%
	M	61,813 17.0%	48,068 15.9%
	ND	88,034 24.3%	77,483 25.6%
<b>Total</b>		<b>362,938 100%</b>	<b>303,177 100%</b>



## 3. Mulesing status by month (bales)

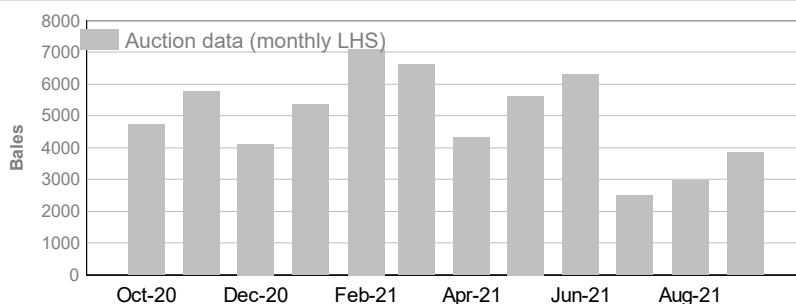
### NM (Non Mulesed)

	Tested	Auction
September 2021	23,078	20,347
2021/22 Y.T.D.	58,944	50,413



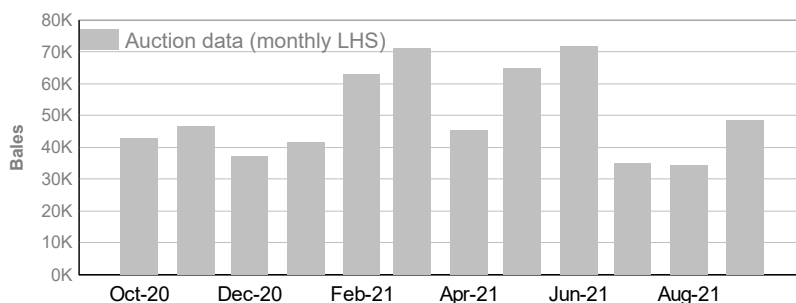
### CM (Ceased Mulesed)

	Tested	Auction
September 2021	4,848	3,854
2021/22 Y.T.D.	11,827	9,324



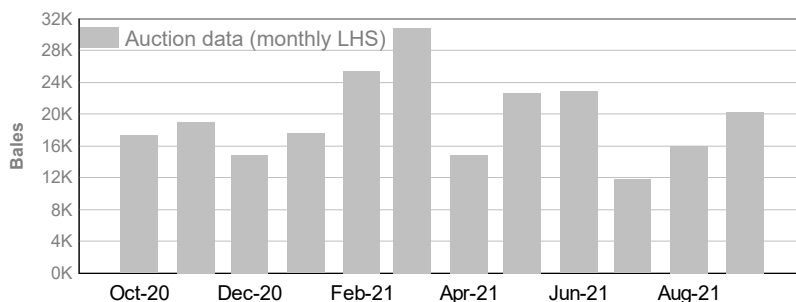
### AA (Analgesic/Anaesthetic)

	Tested	Auction
September 2021	63,067	48,650
2021/22 Y.T.D.	142,320	117,889



### M (Mulesed)

	Tested	Auction
September 2021	25,995	20,333
2021/22 Y.T.D.	61,813	48,068



### ND (Not Declared)

	Tested	Auction
September 2021	36,975	31,753
2021/22 Y.T.D.	88,034	77,483

